



股票代號：3552

# 同致電子 2022 法說會

2022.4.15

投資人關係聯絡人

營運長 陳聖儒 (03)322-2902 分機 803

# 免責說明 Disclaimer

- ❖ 本資料及相關討論可能包含對於未來展望的表述。該類表述是基於現況所得的預期，可能受各種已知或未知風險及不確定性因素影響，而造成實際結果與陳述內容發生顯著不符，使用者應自行判斷與承擔投資風險。
- ❖ This presentation and release contain “forward-looking statements” which may include projections of future results of operations, financial condition or business prospects based on our own information and other sources. Our actual results of operations, financial condition or business prospects may differ from those expressed or implied in these forward-looking statements for a variety of reasons, including but not limited to market demand, price fluctuations, competition, international economic conditions, supply chain issues, exchange rate fluctuations and other risks and factors beyond our control. The forward-looking statements in this release reflect the current belief of TUNG THIH ELECTRONIC CO.,LTD. as of the date of this release. TUNG THIH ELECTRONIC CO.,LTD. undertakes no obligation to update these forward-looking statements for events or circumstances that occur subsequent to such date.

# 議程 Outline

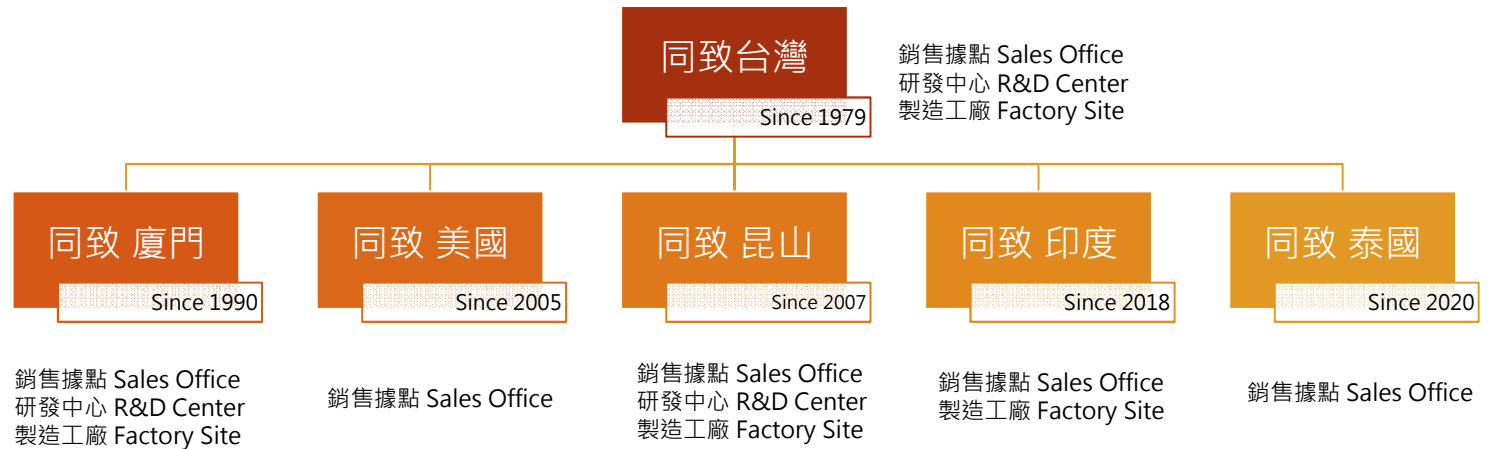
- ❑ 公司簡介 Company Profile
- ❑ 營運現況 Operation Status
- ❑ 產品策略 Product Strategy
- ❑ Q&A

# 議程 Outline

## □ 公司簡介 Company Profile

# 公司簡介 Company Profile

- ❖ 同致電子集團從事並專注於設計、製造、銷售汽車電子系統產品給汽車品牌商，來提升駕駛安全性和方便性。
- ❖ TTE Group is a solution provider that specializes in design, manufacture, and sale automotive electronics systems to automaker in order to improve driving safety and driver experience.



# 議程 Outline

## □ 營運現況 Operation Status



in millions NT\$

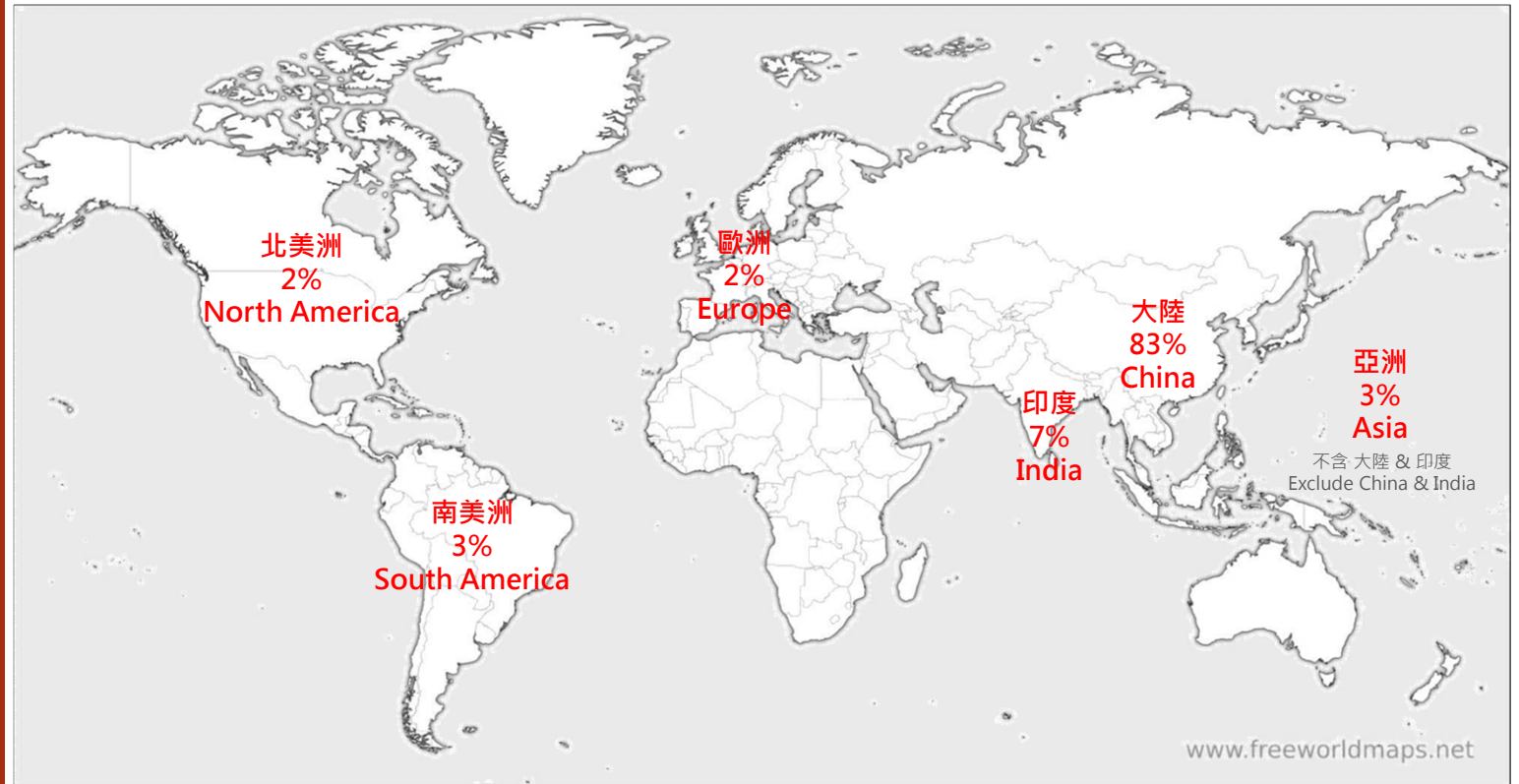
# 營運現況 Operation Status

## 財務數據 Financials

	<u>2021</u> <u>Q4</u>	<u>%</u>	<u>2021</u> <u>Q1-Q3</u>	<u>%</u>	<u>2020</u> <u>Q4</u>	<u>%</u>	<u>2020</u> <u>Q1-Q3</u>	<u>%</u>	<u>YOY</u>	
營業收入淨額 Operating Revenue	2,469.0	100%	5,920.1	100%	2,688.7	100%	4,402.8	100%	(219.7)	(8%)
營業毛利 Gross Profit	611.1	25%	1,292.5	22%	589.4	22%	788.2	18%	21.7	4%
營業費用 Operating Expenses	416.6	17%	986.3	17%	392.5	15%	834.3	19%	24.1	6%
營業利益(損失) Operating Profit	194.5	8%	306.2	5%	196.9	7%	(46.2)	(1%)	(2.4)	(1%)
稅前淨利(淨損) Profit Before Income Tax	226.3	9%	299.3	5%	291.7	11%	3.3	0%	(65.4)	(22%)
本期淨利(淨損) Net Profit	179.4	7%	286.2	5%	259.5	10%	19.5	0%	(80.2)	(31%)
每股盈餘(虧損) Net Basic Earnings Per Share	2.10		3.34		3.03		0.23		(0.93)	

- ❖ 本簡報財務數字係根據國際財務報導準則編製 The financial numbers hereby are based on. International Financial Reporting Standards. (IFRS).
- ❖ 合併數字係經由會計師查核簽證 Cumulative consolidated numbers were reviewed by CPA

21' 營業額  
\$ 8,389.1  
21' Revenue



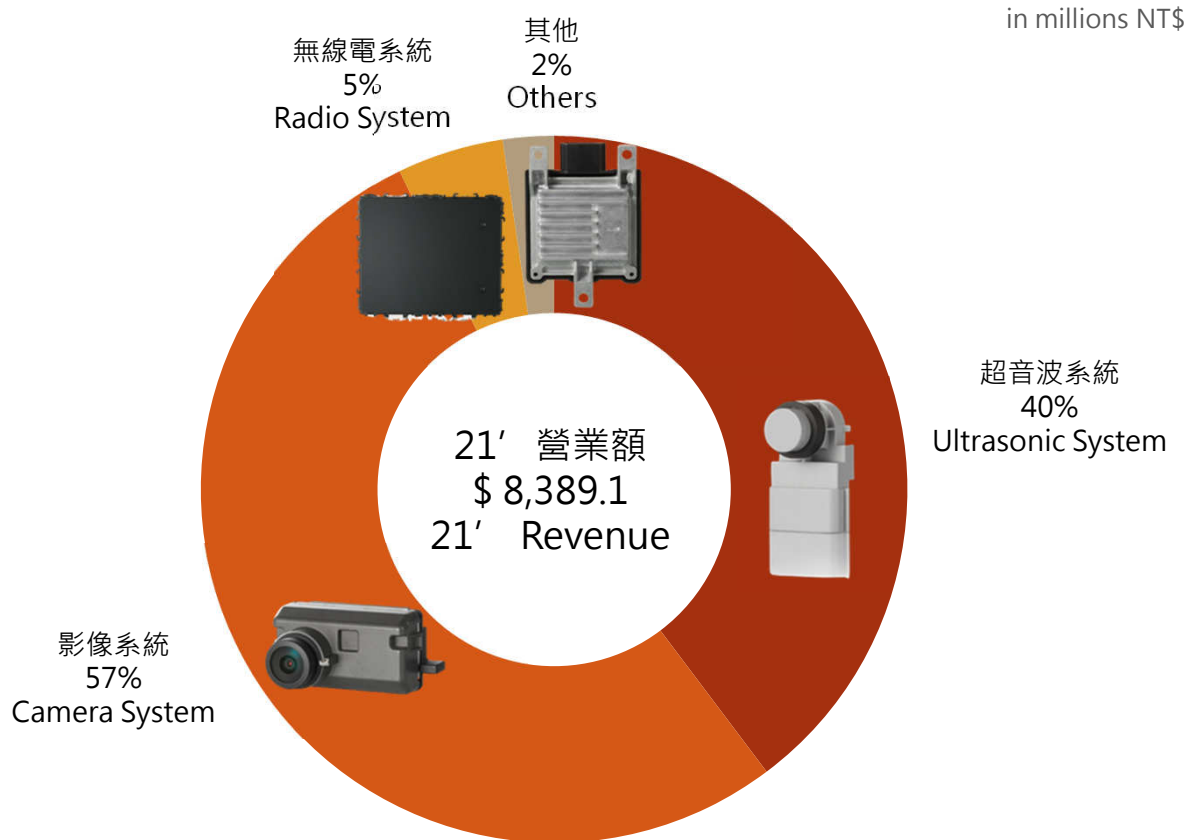
# 營運現況 Operation Status

# 營業額依市 場別 Revenue, by Market



# 營運現況 Operation Status

# 營業額依產 品別 Revenue, by Product



# 議程 Outline

## □ 產品策略 Product Strategy

# 產品策略 Product Strategy

	泊車應用 Parking Application	行車應用 Driving Application	座艙應用 Driver Experience
主機 ECU	第六代泊車主機 Lv. 2 Gen 6 Autonomous Parking Unit	第二代行車主機 Lv. 0 Gen 2 Autonomous Driving Unit	
超音波傳感器 Ultrasonic Sensor	第十代超音波傳感器 Lv. 3 Gen 10 Ultrasonic Sensor		
攝像頭 Camera	第三代泊車攝像頭 Lv. 2 Gen 3 Parking Camera		
雷達 RADAR	第三代短距離雷達 Lv. 1 Gen 3 Short Range RADAR		
車身控制器 Vehicle System Control			第三代車身控制器 Gen 3 Vehicle System Control
網關控制器 Gateway Unit			第二代網關控制器 Gen 2 Gateway Unit
數位鑰匙 Digital Key			數位鑰匙 Gen 2 Digital Key



Q&A

Thank You