

中華民國九十八年 年鑑

FACT BOOK 2009



證券櫃檯買賣中心
GreTai Securities Market

中華民國九十八年 年鑑

FACT BOOK 2009



證券櫃檯買賣中心
GreTai Securities Market

一、總表 Historical Statistics

1. 歷年上櫃股票交易市場概況表 Statistics of Stock Trades (by Year)	4
2. 歷年櫃檯買賣債券發行餘額概況表 Bonds Outstanding on GTSM (by Year)	6

二、年度總覽 2009 Year in Review

1. 98年度櫃檯買賣市場股價指數走勢圖 Chart of Trends of GTSM Indexes in 2009	8
2. 98年度櫃檯買賣市場每日收市股價指數一覽表 Daily Closing of GTSM Indexes in 2009	10
3. 98年度櫃檯買賣市場總覽 Overview of GTSM in 2009	11

三、統計資料 2009 Statistics

上櫃股票市場 Stock Market

1. 98年度一般類股新上櫃公司彙總表 New Listing on GTSM General Board in 2009	26
2. 98年度上櫃公司產業類別分布表 GTSM-Listed Companies - by Industry in 2009	28
3. 歷年上櫃公司家數變動情形一覽表 Overview of Changes to GTSM Listing	29
4. 98年度上櫃公司現金增資及無償配股總額表 Cash Capital Increase and Gratuitous Stock Distribution of GTSM-Listed Companies in 2009	43
5. 98年度上櫃公司資本變動統計表 Capital Change of GTSM General Board Listed Companies in 2009	44
6. 98年度上櫃股票交易情形統計表 Trading of GTSM-Listed Stocks in 2009 - by Month	46
7. 98年度上櫃公司產業別財務資訊統計表 Financial Information of GTSM-Listed Companies in 2009 - by Sector	48
8. 98年度上櫃股票產業別交易量值表 Turnover of Stock Trades in 2009 - by Sector	50
9. 98年度上櫃股票成交量排行——電腦交易部分 Ranking of GTSM-Listed Stocks in 2009 by Trading Volume- Electronic Trading	52
10. 98年度上櫃股票成交值排行——電腦交易部分 Ranking of GTSM-listed Stocks in 2009 by Trading Value - Electronic Trading	54
11. 98年度上櫃股票漲幅排行 Ranking of GTSM-Listed Stocks in 2009 by Percentage of Price Increase	56

12. 98年度上櫃股票跌幅排行 Ranking of GTSM-Listed Stocks in 2009 by Percentage of Price Decrease	58
13. 98年度上櫃股票波幅排行 Ranking of GTSM-Listed Stocks in 2009 by Fluctuation of Share Price	60
14. 98年底上櫃公司外資持股比例排行 Ranking of GTSM-Listed Stocks by Percentage of Shares Held by Foreign Investors at End of 2009	62
15. 98年底上櫃公司外資持股股數排行 Ranking of GTSM-Listed Companies by Number of Shares Held by Foreign Investors at End of 2009	64
16. 98年度上櫃股票主要機構投資人交易概況表 Trading Records of Major Institutional Investors on GTSM in 2009	66
17. 歷年外資開戶及持股總數統計表 Statistics of Accounts Opened and Shares Owned by Foreign Investors	68
18. 98年度上櫃股票產業別加權股價指數分析表 Analysis of Sector Weighted Price Index of GTSM- Listed Stocks in 2009	70
19. 歷年上櫃股票自營與經紀交易金額統計表 Statistics of Trading Amount by Brokers and Dealers (by Year)	74
20. 98年度櫃檯買賣市場開戶數及證券商家數統計 表 Number of Accounts and Securities Firms on GTSM in 2009	75
21. 98年度櫃檯買賣中心與臺灣證券交易所發行面 比較表 Comparison of Issuance on GTSM and TWSE in 2009	76
22. 98年度櫃檯買賣中心與臺灣證券交易所交易面 比較表 Comparison of Trading on GTSM and TWSE in 2009	78
23. 98年度上櫃公司除息交易情形一覽表 Trading of Ex-Dividend Stocks in 2009	80
24. 98年度上櫃公司除權交易情形一覽表 List of Ex-Right Trading Stocks in 2009	104
25. 98年度櫃檯買賣市場信用交易成交值占市場總 成交值比率表 Margin Trading to Total Market Turnover on GTSM in 2009	128
26. 98年度櫃檯買賣市場融資及融券餘額成長表 Changes of Margin Trading and Securities Loan Balance on GTSM in 2009	129

興櫃股票市場 Emerging Stock Market

1. 98年度本國興櫃股票新登錄公司彙總表 New Listing on Emerging Stock Market in 2009	130
---	-----

2. 98年度外國興櫃股票新登錄公司彙總表 New Listing of Foreign Stocks on Emerging Market Board in 2009	134
3. 98年度興櫃公司現金增資及無償配股總額表 Capital Increase and Gratuitous Stock Distribution of Emerging Stock Companies in 2009	135
4. 98年度興櫃公司資本變動統計表 Capital Change of Emerging Stock Companies in 2009	136
5. 98年度興櫃股票交易情形統計表 Trading of Emerging Stocks in 2009 - by Month	138

債券市場 Bond Market

1. 98年度政府公債上櫃狀況統計表 Government Bonds on GTSM in 2009	140
2. 98年度金融債券上櫃狀況統計表 Financial Debentures on GTSM in 2009	140
3. 98年度公司債上櫃狀況統計表 Corporate Bonds on GTSM in 2009	141
4. 98年度金融資產證券化/不動產資產信託上櫃狀況統計表 ABS/REIT on GTSM in 2009	141
5. 98年度外國債券上櫃狀況統計表 Foreign Bonds on GTSM in 2009	142
6. 98年度國際債券上櫃狀況統計表 International Bonds on GTSM in 2009	142
7. 98年度櫃檯買賣債券交易統計表 Bond Trading on GTSM in 2009	143
8. 98年度櫃檯買賣債券成交金額統計表 Turnover of Bond Trading on GTSM in 2009	144
9. 98年度各年期指標債券加權平均殖利率 Statistics of Weighted Average Yield of Benchmark Bonds in 2009	145
10. 98年度櫃檯買賣債券買賣斷交易成交金額統計表 Turnover of Bond Outright Trade on GTSM in 2009	146

衍生性金融商品市場 Financial Derivatives Market

1. 歷年上櫃認購(售)權證發行及交易概況表 Highlights of Warrants Issuance on GTSM Market	148
2. 98年度轉換公司債資產交換交易流通在外餘額統計表 Amount Outstanding of Convertible Bond Asset Swap in 2009	149
3. 98年度結構型商品交易流通在外餘額統計表 Amount Outstanding of Structured Notes in 2009	150
4. 98年度店頭衍生性商品電腦交易系統交易量統計表 Over-the-counter Trading of Derivatives Through TADS in 2009	151

5. 98年度債券選擇權交易量統計表 Trading of Bond Options in 2009	152
6. 98年度股權衍生性商品成交統計表 Trading of Equity Derivatives in 2009	153

四、統計圖 Statistical Chart

1. 上櫃、興櫃及輔導中公司家數統計圖 Chart for Statistics of Numbers of GTSM-Listed Companies, Emerging Stock Companies and Companies under Guidance	154
2. 98年度上櫃公司家數及資本總額統計圖 Number of GTSM-Listed Companies and Total Capital in 2009	155
3. 歷年櫃檯買賣市場融資融券餘額成長圖 Chart for Changes of Margin Trading and Securities Loan Balance on GTSM Over the Years	155
4. 歷年普通公司債上櫃家數及上櫃期數走勢圖 Chart for Trends of Number of Corporate Bonds and Issues on GTSM	156
5. 98年度櫃檯買賣債券成交金額統計圖 Chart for Statistics of Bond Trading Value on GTSM in 2009	156
6. 98年度指標債券加權平均殖利率走勢圖 Chart for Movement of Weighted Average Yield of Benchmark Bonds in 2009	157
7. 98年度公債發行前交易成交面額日均值統計圖 Chart for Daily Average of Nominal Transaction Value of When Issued in 2009	157
8. 98年度中央公債主要交易商營業金額統計圖 Chart for Trading of Government Bond by Primary Dealers in 2009	158
9. 98年度轉換公司債資產交換交易流通在外餘額統計圖 Chart for Amount Outstanding of Convertible Bond Asset Swap in 2009	158
10. 98年度結構型商品交易流通在外餘額統計圖 Chart for Amount Outstanding of Structured Notes in 2009	159
11. 98年度店頭衍生性商品電腦交易系統交易量統計圖 Chart for Over-the-counter Trading of Derivatives Through TADS in 2009	159
12. 98年度債券選擇權交易量統計圖 Chart for Trading of Bond Options in 2009	160
13. 98年度股權衍生性商品成交統計圖 Chart for Trading of Equity Derivatives in 2009	160

1 歷年上櫃股票交易市場概況表 Statistics of Stock Trades (by Year)

年/月 Yr/Mo	上櫃公司家數 No. of Stocks Listed	上櫃股票總資本額 Total Capital (億元) (NT\$100MM)	上櫃股票總市值 Market Capitalization (億元) (NT\$100MM)	上櫃股票成交量 Trading Volume (千股) (1,000 shares)	上櫃股票成交值 Trading Amount (億元) (NT\$100MM)	上櫃股票成交筆數 No. of Transactions (筆) (No.)
1989	1	1.72	13.52	14	0.01	14
1990	4	14.46	83.86	7,445	11.80	2,683
1991	9	37.78	105.20	13,897	4.64	4,318
1992	11	44.69	97.87	19,945	6.71	5,271
1993	11	39.58	96.08	19,947	6.49	3,971
1994	14	97.92	269.16	19,413	5.68	3,621
1995	41	1,730.05	2,457.32	170,988	27.96	24,166
1996	79	2,641.34	8,334.57	16,958,730	4,535.09	3,266,231
1997	114	3,148.86	10,268.64	43,115,617	23,106.59	12,650,795
1998	176	3,813.91	8,876.35	30,680,939	11,981.58	9,216,459
1999	264	5,137.59	14,684.43	49,052,206	18,999.25	15,160,027
2000	300	6,771.93	10,505.96	88,421,951	44,796.63	28,687,473
2001	333	6,814.36	14,121.96	81,487,392	23,269.67	22,486,536
2002	384	6,272.93	8,622.48	101,842,418	27,947.24	26,331,438
2003	423	6,394.72	12,007.81	101,056,328	20,593.85	21,055,225
2004	466	6,260.97	11,225.32	155,732,694	34,754.49	31,220,771
2005	503	6,431.80	13,124.63	112,192,565	31,664.53	28,193,794
2006	531	7,261.99	18,994.47	154,206,252	51,291.12	41,913,045
2007	547	7,148.10	18,687.70	191,276,747	85,373.95	60,808,759
2008	539	7,030.74	7,721.07	101,994,113	32,854.63	32,827,314
2009	546	7,727.28	19,142.18	168,791,922	52,389.59	52,635,040
1	542	7,044.39	7,306.71	5,352,618	946.66	1,498,992
2	544	7,037.52	8,198.74	8,715,567	1,576.90	2,349,362
3	545	7,288.90	9,696.27	14,431,531	2,994.42	4,012,573
4	547	7,411.17	11,287.26	20,906,965	4,670.13	5,296,482
5	545	7,422.29	13,763.92	17,221,453	5,107.39	4,668,186
6	546	7,466.21	12,364.49	13,150,152	4,589.69	4,210,789
7	548	7,582.03	14,718.10	15,634,178	6,046.21	5,124,562
8	552	7,727.86	14,070.47	11,802,444	4,056.63	3,892,380
9	551	7,838.26	15,924.59	15,229,440	5,519.23	5,259,643
10	551	7,799.07	14,540.14	14,296,664	4,672.62	4,881,399
11	552	7,792.35	16,667.81	11,835,528	4,355.58	4,288,778
12	546	7,727.28	19,142.18	20,215,383	7,854.14	7,151,894

註：本表所列資料已加計特別股。

Note: The figures include preferred shares.

	平均週轉率 Average Turnover (%)	櫃檯買賣市場股價指數 GTSM Stock Index					櫃檯買賣投資人 累計開戶數 No. of Accounts	年/月 Yr/Mo
		年平均 Annual Average	最高 High	日期 Date	最低 Low	日期 Date		
	0.08	-	-	-	-	-	-	1989
	5.15	-	-	-	-	-	-	1990
	3.68	-	-	-	-	-	-	1991
	4.46	-	-	-	-	-	-	1992
	5.04	-	-	-	-	-	15,285	1993
	1.98	-	-	-	-	-	15,998	1994
	0.98	96.55	101.96	12/30	94.02	11/20	45,668	1995
	69.55	170.27	234.83	12/30	99.92	1/5	817,535	1996
	130.86	274.29	343.99	8/6	210.22	10/20	2,769,178	1997
	84.46	213.23	281.41	2/23	163.89	12/28	4,699,563	1998
	115.26	171.62	207.18	12/28	138.99	2/4	6,094,641	1999
	153.43	219.37	326.42	4/10	101.56	12/27	7,581,289	2000
	118.00	118.04	152.46	3/29	78.22	10/8	8,160,457	2001
	151.41	125.88	163.00	4/24	89.71	10/14	8,834,580	2002
	161.52	102.65	117.49	11/14	79.56	5/2	9,326,263	2003
	237.29	124.82	160.13	4/14	105.24	8/17	9,976,366	2004
	176.90	118.59	133.34	12/30	103.57	10/28	10,307,718	2005
	230.19	138.90	163.91	12/29	118.97	6/21	10,687,698	2006
	273.29	180.16	233.25	7/25	137.92	12/21	11,263,182	2007
	153.00	114.40	163.15	5/19	54.85	11/20	11,638,421	2008
	240.37	103.93	150.05	12/31	60.49	1/21	12,013,446	2009
	8.07	63.44	67.13	1/7	60.49	1/21	11,655,322	1
	13.18	64.91	67.84	2/27	60.85	2/2	11,664,885	2
	21.81	73.62	81.91	3/27	66.56	3/2	11,698,553	3
	30.15	89.33	95.75	4/24	81.64	4/1	11,752,590	4
	24.84	101.92	111.53	5/27	93.30	5/5	11,811,766	5
	18.92	101.41	111.07	6/1	94.70	6/18	11,854,469	6
	22.04	110.40	117.56	7/28	101.54	7/1	11,898,034	7
	16.32	112.68	117.52	8/13	108.54	8/27	11,939,030	8
	20.98	120.24	125.91	9/22	113.94	9/1	11,959,987	9
	19.69	126.80	130.05	10/20	120.91	10/30	11,994,963	10
	16.27	126.78	130.62	11/26	120.36	11/2	12,001,090	11
	28.10	138.86	150.05	12/31	130.75	12/1	12,013,446	12

2 歷年櫃檯買賣債券發行餘額概況表 Bonds Outstanding on GTSM (by Year)

年/月 Yr/Mo	政府債券 Government Bond		金融債券 Financial Debenture		受益證券 Beneficiary Securities		普通公司債 Corporate Bond	
	期數 No. of Issues	餘額 (億元) Amount Outstanding (NT\$100M)	期數 No. of Issues	餘額 (億元) Amount Outstanding (NT\$100M)	期數 No. of Issues	餘額 (億元) Amount Outstanding (NT\$100M)	期數 No. of Issues	餘額 (億元) Amount Outstanding (NT\$100M)
1996	42	9,950.5	-	-	-	-	95	1,083.4
1997	44	10,344.0	-	-	-	-	188	1,772.1
1998	45	10,420.0	-	-	-	-	487	2,986.1
1999	50	12,438.2	-	-	-	-	907	3,861.7
2000	57	14,783.2	-	-	-	-	1,206	4,433.4
2001	65	18,569.2	21	50.0	-	-	1,487	5,169.0
2002	74	22,127.2	327	1,299.2	-	-	2,036	6,508.6
2003	80	25,870.7	727	2,638.9	6	94.8	2,666	7,998.4
2004	86	28,506.7	1,160	4,550.5	23	297.2	2,882	8,993.8
2005	88	31,417.2	1,296	5,836.2	58	900.5	2,784	9,355.2
2006	90	33,825.2	1,390	7,418.3	75	1,321.1	2,397	9,710.2
2007	88	35,184.7	1,209	7,541.3	98	1,910.0	1,744	8,773.4
2008	91	37,351.7	929	8,062.0	82	1,442.8	1,142	9,476.1
2009	93	39,708.5	605	7,370.7	71	1,059.6	783	9,413.9
1	91	37,351.7	913	7,989.0	82	1,407.0	1,047	9,283.0
2	92	37,651.7	874	7,890.0	81	1,354.7	1,035	9,297.3
3	92	38,031.7	732	7,362.0	80	1,317.4	1,023	9,270.3
4	92	38,431.7	724	7,412.0	78	1,277.4	965	9,236.5
5	92	38,514.7	709	7,400.0	74	1,252.9	933	9,099.0
6	93	39,014.7	692	7,427.2	74	1,206.4	895	8,799.9
7	93	38,714.7	652	7,340.2	74	1,197.7	866	8,674.2
8	93	38,705.5	653	7,350.2	74	1,177.4	827	8,770.6
9	94	39,105.5	649	7,380.2	72	1,088.0	822	8,836.6
10	95	39,805.5	644	7,481.7	71	1,062.2	806	9,197.8
11	95	39,778.5	618	7,396.7	71	1,060.8	803	9,329.9
12	93	39,708.5	605	7,370.7	71	1,059.6	783	9,413.9

註：1. 截至98年12月底分割公債已上櫃計分割本金公債1期0.5億元、分割利息公債1期0.01億元；分割公司債券已上櫃計分割本金公司債29期134.8億元、分割利息公司債47期4.89億元；分割金融債券已上櫃計分割本金金融債券93期344億元、分割利息金融債券269期10.73億元。以上皆含在本表中。

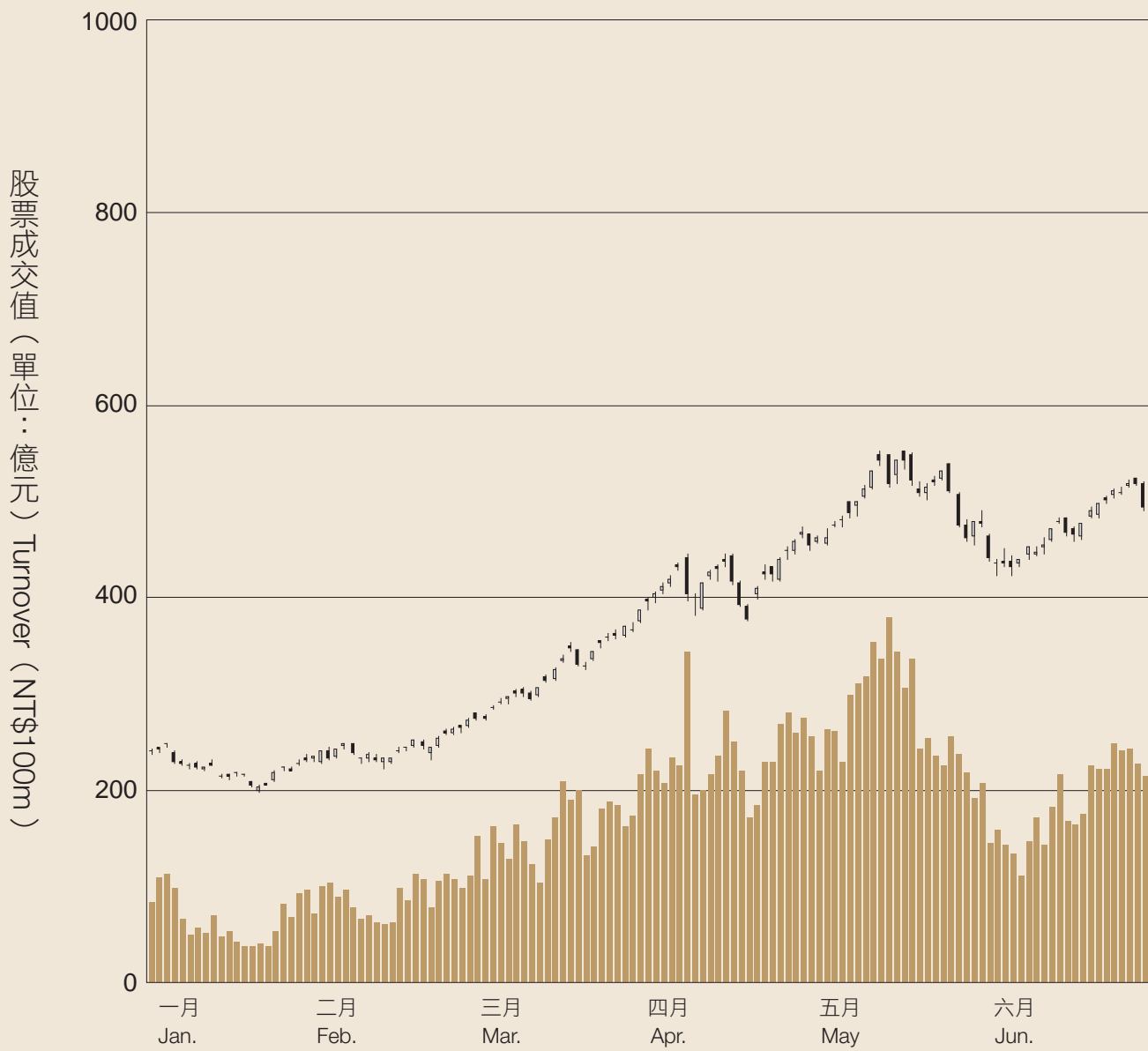
2. 截至98年12月底國際債券計有1期美元2.60億元及2期澳洲幣5.98億元。

公司債 Corporate Bond					外國債券 Foreign Bond				國際債券 International Bond	
轉(交)換公司債 Convertible (Exchangeable) Corporate Bond		附認股權債 Corporate Bond With Warrant								
期數 No. of Issues	餘額 (億元) Amount Outstanding (NT\$100M)	期數 No. of Issues	餘額 (億元) Amount Outstanding (NT\$100M)	期數 No. of Issues	餘額 (億美元) Amount Outstanding (US\$100M)	餘額 (億日元) Amount Outstanding (¥\$100M)	餘額 (億元) Amount Outstanding (NT\$100M)	期數 No. of Issues	餘額 (億美元) Amount Outstanding (US\$100M)	
-	-	-	-	5	6	300	96			
2	9.0	-	-	7	3	300	294			
7	39.4	-	-	11	-	-	631			
11	61.1	-	-	18	-	-	911			
25	305.1	-	-	25	-	-	1,131			
54	593.9	-	-	46	-	-	1,430			
128	892.0	2	7.0	78	-	-	1,426			
219	1,132.4	2	2.1	174	-	-	1,530			
340	1,460.3	2	5.6	174	-	-	1,165			
315	1,504.7	1	1.6	156	-	-	891			
289	1,770.4	1	0.9	140	-	-	710	1	2.5	
275	2,098.5	-	-	127	-	-	602	2	4.9	
269	1,801.0	-	-	97	-	-	450	2	4.9	
208	1,405.2	-	-	61	-	-	387	3	7.7	
263	1,793.0	-	-	98	-	-	487	2	4.9	
254	1,710.6	-	-	97	-	-	503	2	4.9	
248	1,680.6	-	-	69	-	-	422	2	4.8	
240	1,589.5	-	-	69	-	-	422	2	4.8	
233	1,552.7	-	-	69	-	-	422	2	4.8	
225	1,526.1	-	-	61	-	-	387	3	7.3	
222	1,511.3	-	-	61	-	-	387	3	7.3	
220	1,507.3	-	-	61	-	-	387	3	7.3	
219	1,501.1	-	-	61	-	-	387	3	7.3	
213	1,445.5	-	-	61	-	-	387	3	7.3	
208	1,359.6	-	-	61	-	-	387	3	7.7	
208	1,405.2	-	-	61	-	-	387	3	7.7	

Notes : 1. As of year-end 2009, listed stripped bonds included: 1 issue of principal-only government bond in the sum of NT\$50 million, 1 issue of interest-only government bond in the sum of NT\$1 million, 29 issues of principal-only corporate bond in the sum of NT\$14,480 million, 47 issues of interest-only corporate bond in the sum of NT\$489 million, 93 issues of principal-only bank debenture in the sum of NT\$34,400 million, and 269 issues of interest-only bank debenture in the sum of NT\$1,073 million, which are all included in this table.

2. As of year-end 2009, international bonds issued included: 1 issue of USD-denominated bond in the sum of US\$260 million and 2 issues of AUD-denominated bond in the sum of 598 million AUD.

1 98年度櫃檯買賣市場股價指數走勢圖 Chart of Trends of GTSM Indexes in 2009





發行量加權股價指數
Volume-weighted index

2 98年度櫃檯買賣市場每日收市股價指數一覽表 Daily Closing of GTSM Indexes in 2009

月 日 Month Day	1月 Jan.	2月 Feb.	3月 Mar.	4月 Apr.	5月 May	6月 Jun.	7月 Jul.	8月 Aug.	9月 Sep.	10月 Oct.	11月 Nov.	12月 Dec.
1	-	-	-	81.64	-	111.07	101.54	-	113.94	125.08	-	130.75
2	-	60.85	66.56	82.84	-	108.21	103.48	-	115.60	124.23	120.36	131.75
3	-	62.73	66.64	83.55	-	106.11	104.63	117.26	116.93	-	121.60	131.64
4	-	63.39	68.05	-	93.85	107.30	-	114.67	117.59	-	124.91	131.89
5	65.81	62.99	68.95	-	93.30	107.87	-	112.14	-	125.79	124.27	-
6	66.25	64.22	69.45	84.16	95.99	109.74	105.27	112.91	-	126.89	124.23	-
7	67.13	-	-	85.43	97.39	-	106.81	-	118.84	127.25	-	135.33
8	64.12	-	-	84.78	98.84	106.34	106.54	-	118.69	124.94	-	135.85
9	64.18	64.44	69.72	88.04	-	101.10	107.82	-	117.36	125.86	124.40	137.76
10	63.71	65.22	70.76	89.10	-	99.20	107.61	113.32	115.98	-	125.11	135.31
11	-	65.95	70.87	-	100.24	101.78	-	115.11	117.04	-	125.59	138.35
12	63.41	64.61	71.21	-	97.88	101.26	-	115.63	-	127.17	125.96	-
13	63.62	66.30	72.75	90.62	99.45	-	103.94	117.52	-	127.44	126.10	-
14	63.96	-	-	91.66	99.50	-	106.53	117.35	116.62	128.84	-	138.96
15	61.76	-	-	92.96	101.12	96.11	108.63	-	118.48	128.03	-	139.42
16	62.23	67.16	73.73	94.55	-	95.45	109.13	-	120.58	128.85	127.78	139.83
17	62.30	65.62	74.44	90.41	-	95.20	111.77	115.41	120.58	-	126.10	137.91
18	-	64.83	75.04	-	102.21	94.70	-	111.66	123.43	-	128.30	137.65
19	62.04	65.45	74.73	-	102.97	96.11	-	112.04	-	129.91	129.94	-
20	60.59	64.40	74.09	89.78	104.92	-	114.11	109.88	-	130.05	130.01	-
21	60.49	-	-	92.35	107.05	-	113.61	108.70	125.82	129.68	-	138.36
22	-	-	-	94.01	109.69	97.89	114.78	-	125.91	127.82	-	139.83
23	-	64.91	75.95	94.51	-	97.11	114.51	-	123.33	128.47	130.17	141.41
24	-	64.91	76.91	95.75	-	98.29	114.64	111.02	123.46	-	130.45	141.88
25	-	66.09	78.89	-	111.11	100.72	-	111.00	124.54	-	130.22	142.56
26	-	66.36	80.52	-	107.52	101.52	-	109.27	-	127.88	130.62	-
27	-	67.84	81.91	92.45	111.53	-	115.19	108.54	-	127.57	127.01	-
28	-	-	-	88.77	-	-	117.56	109.68	122.48	125.46	-	144.00
29	-	-	-	86.50	-	99.87	117.08	-	123.01	121.42	-	145.55
30	-	-	79.43	91.49	-	99.56	116.49	-	124.99	120.91	129.23	147.83
31	-	-	79.10	-	-	-	117.54	110.55	-	-	-	150.05
當月平均 Average of the Month	63.44	64.91	73.62	89.33	101.92	101.41	110.40	112.68	120.24	126.80	126.78	138.86
最高High	67.13	67.84	81.91	95.75	111.53	111.07	117.56	117.52	125.91	130.05	130.62	150.05
最低Low	60.49	60.85	66.56	81.64	93.30	94.70	101.54	108.54	113.94	120.91	120.36	130.75

3 98年度櫃檯買賣市場總覽 Overview of GTSM in 2009**股票市場 Stock Market****壹、發行面 Issuance****一、發行市場概況****Market Status**

1. 本年度初次申請上櫃公司計有20家，新增上櫃掛牌公司計有25家，截至98年12月31日止，櫃檯市場共計有546家上櫃公司。
2. 本年度初次申請登錄興櫃公司計有61家，新增興櫃掛牌公司計有54家，截至98年12月31日止，櫃檯市場共計有223家興櫃公司。
1. In 2009, 20 companies applied for IPO on GTSM and 25 stocks were newly listed. As of December 31, 2009, the GTSM had 546 stocks listed.
2. In 2009, 61 companies applied for first-time registration on emerging stock market and 54 stocks were newly registered. As of December 31, 2009, the GTSM had 223 stocks registered on the emerging market board.

二、本年度重大制度之推行**Major Systems Implemented in 2009**

1. 增訂分離後認股權憑證發行面相關審查規定案：配合主管機關開放上櫃公司募集發行國內附認股權公司債或附認股權特別股，得將認股權與公司債或特別股採分離發行，爰修正本中心相關規定，就該分離後認股權憑證申請櫃檯買賣者，增訂其相關審查規定。
2. 針對外國企業來台上（興）櫃部分：本中心持續檢討本國企業與外國企業相關申請要件及程序之衡平，及修訂外國企業申請上（興）櫃相關規章之附表，暨增訂外國企業申請上（興）櫃之承銷商、會計師、律師及本中心之SOP，並通盤檢討TDR之相關規定。另本中心於本年度分別赴新加坡、馬來西亞、美西矽谷、大陸華東、華北等地區，舉辦說明會共計6場次，並偕同參訪當地台商企業，積極推動其來台上（興）櫃。經由上開之宣導及推動，截至98年12月31日止，共計有1家外國企業申請第一上櫃，1家外國企業申請發行台灣存託憑證，11家外國企業登錄興櫃交易（含提出申請2家），並有23家外國企業與證券商簽訂輔導上櫃契約（含已登錄興櫃之外國企業），4家外國企業簽訂意向書，11家外國企業表達有意願來台上（興）櫃。

1. Adding review provisions for the issue of detached stock warrant: In line with competent authority's policy of allowing listed companies that issue domestic corporate bond with warrant or preferred stock with warrant to issue the warrant and the bond or preferred stock separately, we amended relevant rules by adding provisions for the review of applications for over-the-counter trading of detached warrant.
2. Listing (registration) of foreign stocks: The GTSM continued to seek an equilibrium between the requirements and procedure for listing application by domestic and foreign enterprises, revised the application forms for OTC listing (or trading of emerging stock) by foreign issuers, drafted SOP for underwriters, accountants and attorneys involved in a foreign issuer's application for OTC listing (or trading of emerging stock), and drafted the internal SOP for the operation, and conducted overview of Taiwan Depositary Receipts (TDR) related rules. In 2009, we held altogether six seminars in Singapore, Malaysia, Silicon Valley, California, eastern part of China and northern part of China, and took the opportunity to visit the Taiwanese enterprises in those areas, encouraging them to apply for stock listing (registration) on Taiwan's market. Our persistent promotional efforts panned out. As of December 31, 2009, 1 foreign company has applied for primary OTC listing, 1 foreign company has applied for the issue of TDR, and 11 foreign companies have registered on the Emerging Market Board (including 2 that have made application). In addition, 23 foreign companies have signed a listing advisory agreement with securities firms (including the ones that have registered their stocks on the Emerging Market Board), 4 foreign companies have signed a letter of intent, and another 11 foreign companies indicated interest in applying for listing (or registration) in Taiwan.

貳、交易面 Trading

一、證券商暨證券市場管理

Administration of Securities Firms and Over-the-counter Market

1. 本中心自87年12月1日起，實施證券櫃檯買賣交易市場共同責任制給付結算基金制度，截至98年底基金規模計25.80億餘元。
2. 截至98年年底止，與本中心簽訂「證券商經營櫃檯買賣有價證券契約」之經營股票證券商計總公司93家，分公司965家，合計1,058家。
3. 98年度股票交易天數計251天，市場之給付結算作業均如期完成，未發生證券商違約交割案件。

1. GTSM has implemented a market settlement fund system on December 1, 1998. As of December 31, 2009, the fund had a balance of NT\$2,580 million.
2. As of year-end 2009, a total of 1,058 securities firms, including 93 head offices and 965 branches have signed a trading agreement with GTSM.
3. There were a total of 251 trading days in 2009. All payment and settlement operations were processed on time without any incidence of default by securities firms.

二、信用交易

Margin Trading

1. 本中心自88年1月1日起實施上櫃股票信用交易業務。至98年底得為融資融券交易的上櫃股票家數，計有380家，占全體上櫃股票的69.60%。較97年底得為融資融券交易的上櫃股票家數387家，減少7家。
 2. 98年信用交易成交值（不含資券相抵）之比例為30.39%，較97年之比例30.23%，增幅為0.53%。
 3. 98年底融資餘額為590億元，較97年底融資餘額194億元，增加396億元，增幅為204.12%。
 4. 98年底融券餘額為190,292仟股，較97年底融券餘額108,633仟股，增加81,659仟股，增幅為75.17%。
 5. 98年底資券相抵交易成交值比例為10.84%，較97年底資券相抵交易成交值比例9.07%，增幅為19.51%。
1. Margin trading of GTSM-listed stocks was put into effect on January 1, 1999. As of year-end 2009, there were 380 GTSM-listed stocks allowed for margin purchase and short selling, accounting for 69.60% of all GTSM-listed stocks, which represented an decrease of 7 stocks as compared to 387 GTSM-listed stocks allowed at the end of 2008 .
 2. The amount of margin trading (excluding offset of margin purchase and short selling) as a percentage of total market turnover in 2009 averaged 30.39%, up 0.53% from 30.23% in 2008.
 3. The amount of margin financing outstanding at the end of 2009 amounted to NT\$59 billion, representing a significant increase of 204.12% or NT\$39.6 billion as compared to NT\$19.4 billion at the end of 2008.
 4. Balance of securities loan at the end of 2009 amounted to 190,292,000 shares, an increase of 81,659,000 shares or 75.17% as compared to the balance of 108,633,000 shares at the end of 2008.

5. The transaction amount of margin purchase and short selling offset accounted for 10.84% of total market turnover in 2009, up 19.51% as compared to 9.07% in 2008.

三、監視業務

Surveillance Operation

1. 本中心設有市場監視專責單位，負責規劃、執行監視制度。本中心監視業務主要包含：線上監視作業、離線監視作業、不法交易查核作業、內部人股權管理作業。
 2. 98年度本中心主要監視作業執行情形：公布注意交易資訊者計2,422次，達處置標準者計151次，達線上通知標準者計81次，完成歸入權查核97年下半年度計上櫃公司553家、興櫃公司252家，98年上半年度計上櫃548家、興櫃232家。
1. The GTSM is staffed with a market surveillance unit in charge of planning and execution of the surveillance system. The surveillance operation mainly covers: on-line surveillance, off-line surveillance, examining illegal trading activities, and insider equity management.
 2. The GTSM's surveillance operations in 2009 are summarized as follows: among 2,422 announcements of trade watch, there were totally 151 events that triggered disposition, 81 events that triggered on-line notification, and disgorgement review was completed for 553 companies on general board and 252 companies on emerging stock market in the second half of 2008 and 548 companies on general board and 232 companies on emerging stock market in the first half of 2009.

四、指數編製與類別

Index Compilation and Types

本中心自84年11月1日起正式對外發布「櫃檯買賣股票發行量加權股價指數」，係以股票市價總值編算之指數，以100點為基期。隨著上櫃股票掛牌家數之遞增，本中心並陸續發布了各種不同的分類股價指數，目前計有電子、紡織、機械、化工、生技、鋼鐵、半導體、電腦及週邊設備、光電、電子零組件、電子通路、通信網路、資訊服務、營建、航運及觀光等16種分類股價指數。

The "GTSM volume weighted price index" that was published by the GTSM on November 1, 1995 is an index compiled by the total market value of stocks, with 100 points as the base. As more and more stocks were listed on GTSM, the GTSM subsequently published a series of various sector stock indexes, currently including 16 sector stock price indexes: electronics,

textile, machinery, chemical, biotech, steel, semiconductor, computer and peripherals, optotronics, electronic components, electronic channel, network/communication, IT service, construction, shipping and tourism.

五、證券商證券交易相關費用

Service Fees

櫃檯買賣證券商向本中心繳納業務服務費，依下列方式每月計繳一次：

1. 經營櫃檯買賣上櫃股票經紀及自營業務者，按其每月成交金額10萬分之6.50。
2. 經營櫃檯買賣興櫃股票經紀及自營業務者，按其每月成交金額10萬分之3.25。
3. 證券商營業處所受託買賣股票，向委託人收取手續費之費率，自97年2月12日起，證券商向委託人收取手續費之費率改為證券商得按客戶成交金額自行訂定費率標準，另得訂定折讓及每筆委託最低費用。興櫃股票則以不超過客戶成交金額千分之5之上限自行訂定。

Service fees paid by the securities firms are computed once a month by the following manners:

1. For brokers and dealers buying or selling GTSM-listed stocks, 0.0065% of the monthly trading amount.
2. For brokers and dealers buying or selling GTSM-registered emerging stocks, 0.00325% of the monthly trading amount.
3. Service fees a securities firm may charge its customers, securities firms may set their own rate schedule for trades ordered by customers, and may set rate discount as well as the minimum fees per transaction on February 12, 2008, and up to 0.5% of the trading amount for each transaction of emerging stock.

債券市場 Bond Market

本中心負責管理我國的債券市場，包括債券上櫃掛牌、交易及相關衍生性金融商品等制度之規章訂定，以及執行市場秩序之維護及證券商管理作業。我國債券市場主要循證券商議價交易為之，本中心受主管機關委託與監督，肩負我國債券市場發展與管理之重大使命。

The GTSM takes charge of the administration of Taiwan's bond market. Our responsibilities include the formulation of systems and rules governing the listing and trading of bonds and financial derivatives, maintaining market order and administering over securities firms. As bonds are traded primarily through over-the-counter negotiation in Taiwan, the GTSM shoulders the missions of developing and administering the bond market under the mandate and supervision of the competent authority.

壹、發行面 Issuance

我國證券櫃檯買賣市場截至98年底為止，上櫃債券共1,824期，發行餘額計59,344.8億元及7.7億美元。在商品種類方面，包括政府債券計93期，發行餘額計39,708.5億元（內含分割公債）；金融債券計605期，發行餘額計7,370.7億元（內含分割金融債券）；受益證券計71期，發行餘額計1,059.6億元；普通公司債共783期，發行餘額計9,413.9億元（內含分割普通公司債）；轉換公司債計205期，發行餘額計1,353.9億元；交換公司債計3期，發行餘額計51.2億元；外國債券計61期，發行餘額計387億元；國際債券計3期，發行餘額計7.7億美元。在分割債券方面，公債已申請分割計1期，流通餘額為0.51億元；普通公司債已申請分割計29期，流通餘額為139.69億元；金融債券已申請分割計93期，流通餘額為354.73億元。

Up to the end of 2009, a total of 1,824 bonds with the amount outstanding of NT\$5,934.48 billion and US\$770 million were listed on the GTSM. The bond products circulating on the market include 93 issues of government bonds in the sum of NT\$3,970.85 billion (including stripped bonds); 605 issues of bank debentures in the sum of NT\$737.07 billion (including stripped debentures); 71 issues of beneficiary securities in the sum of NT\$105.96 billion; 783 issues of straight corporate bonds in the sum of NT\$941.39 billion (including stripped corporate bonds); 205 issues of convertible bonds in the sum of NT\$135.39 billion; 3 issues of exchangeable bonds in the sum of NT\$5.12 billion; 61 issues of foreign bonds in the sum of NT\$38.7 billion; and 3 issues of international bonds in the sum of US\$770 million. Of the stripped bonds, there were 1 issue of government bond with amount outstanding of NT\$51 million; 29 issues of stripped corporate bonds with amount outstanding of NT\$13,969 million; and 93 issues of stripped debentures with amount outstanding of NT\$35,473 million.

貳、交易面 Trading

98年債券市場整體證券商營業金額達到97兆5,079億元，其中買賣斷營業金額為39兆4,040億元，佔全部成交量的40.41%，相較於97年的買賣斷交易市場規模（計59兆7,473億元，約佔同年債市總成交量的44.09%），其成交量約減少了34.05%。買賣斷交易仍以政府債券交易為大宗，所佔比例達96.95%，其次為公司債約佔1.56%，其餘為轉換公司債1.04%、金融債券0.40%及外國債券0.05%。附條件交易之全年營業金額為58兆1,039億元，佔全部成交量的59.59%，相較於97年的附條件交易市場規模（計75兆7,560億元，約佔同年全部成交量的55.91%），減少約23.30%。

The turnover in the bond market in 2009 reached NT\$97,507.9 billion, of which, NT\$39,404 billion involved outright trades, accounting for 40.41% of total turnover and representing a decrease of 34.05% from 2008 in volume (the outright trade market totaled NT\$59,747.3 billion in 2008, accounting for 44.09% of total turnover for the year). Government bonds still represented a lion's share of outright trade, accounting for 96.95% of total turnover, followed by corporate bonds (1.56%), convertible corporate bonds (1.04%), bank debentures (0.40%), and foreign bonds (0.05%). The turnover of RP/RS trades totaled NT\$58,103.9 billion in 2009, accounting for 59.59% of total turnover and representing a decrease of 23.30% from 2008 in volume (the RP/RS trade market totaled NT\$75,756 billion in 2008, accounting for 55.91% of the yearly turnover).

我國公債買賣斷交易自92年以來幾已全面採行電子交易系統，98年本中心之債券等殖成交系統買賣斷營業金額達17兆649億元，佔整體市場買賣斷交易的78%。等殖系統附條件交易營業金額為5兆4,774億元，佔整體市場附條件交易之10.98%。

Practically all outright trades of government bonds go through the GTSM electronic bond trading system (EBTS) since 2003. In 2009, the EBTS recorded NT\$17,064.9 billion in outright trading, amounting to 78% of total outright trades, and NT\$5,477.4 billion in RP/RS trading, accounting for 10.98% of all RP/RS trades.

參、債券投資方式及介紹 Bond Trading System

項目 Item	說明 Description
交易方式與 業務型態 Trading method and business pattern	<ul style="list-style-type: none"> ● 交易方式－營業處所議價：買賣斷、附條件。 <ul style="list-style-type: none"> －等殖成交系統（含國際債券交易系統）：買賣斷、附條件。 －固定收益證券交易系統：買賣斷。 －等價成交系統：買賣斷。 ● 業務型態－營業處所議價：自營。 <ul style="list-style-type: none"> －等殖成交系統（含國際債券交易系統）：自營。 －固定收益證券交易系統、等價成交系統：自營、經紀。 ● Trading method- over-the-counter negotiation: Outright trade and RP/RS trade. <ul style="list-style-type: none"> - EBTS（international bond trading system included）：outright trade and RP/RS trade. - Fixed-income trading system: outright trade. - Automated trade matching system: outright trade. ● Business pattern - Over-the-counter negotiation: dealing. <ul style="list-style-type: none"> - EBTS（foreign international bond trading system included）：dealing. - Fixed-income trading system, automated trade matching system: dealing and brokerage.
交易時間 Trading hours	<ul style="list-style-type: none"> ● 營業處所議價－週一至週五：9:00am-3:00pm（買賣斷及附條件）。 ● 等殖成交系統－週一至週五： <ul style="list-style-type: none"> 買賣斷9:00am-1:30pm。 附條件（指定債券）9:00am-1:30pm、2:00-3:00pm。 附條件（一般擔保品）9:00am-9:30am。 ● 固定收益證券交易系統－週一至週五：9:00am-1:30pm（買賣斷）。 <li style="padding-left: 40px;">等價成交系統－週一至週五：9:00am-1:30pm（買賣斷）。 ● Over-the-counter negotiation. <ul style="list-style-type: none"> - Monday ~ Friday 9:00am ~ 3:00pm（outright trade and RP/RS trade）。 ● EBTS <ul style="list-style-type: none"> - Monday ~ Friday: outright trade: 9:00am ~ 3:00pm. -RP/RS（designated bond）9:00am-1:30pm, 2:00-3:00pm. -RP/RS（regular collateral）9:00am-9:30am. ● Fixed-income trading system . <ul style="list-style-type: none"> Monday ~ Friday: 9:00am-1:30pm（outright trade）。 ● Automated trade matching system. <ul style="list-style-type: none"> Monday ~ Friday: 9:00am-1:30pm（outright trade）。

項 目 Item	說 明 Description
報價方式與 成交單位 Quotation and trading units	<ul style="list-style-type: none"> ● 營業處所議價－買賣申報：以殖利率或百元價格為之。 升降單位：萬分之一個百分點（殖利率 0.0001 %）或萬分之一元。 最低成交單位：面額新台幣1萬元。 國際債券： －以日圓為計價單位者，為面額日圓1百萬元。 －以歐元或美元為計價單位者，為面額1萬貨幣單位。 ● 等殖成交系統－買賣申報：以殖利率為之。 升降單位：萬分之一個百分點（殖利率 0.0001 %）。 最低成交單位： －電腦議價系統為新台幣面額5,000萬元。 －比對系統為新台幣面額10萬元。 －國際債券交易系統。 以日圓為計價單位者，為面額日圓1,000萬元。 以歐元或美元為計價單位者，為面額10萬貨幣單位。 ● 固定收益證券交易系統－買賣申報：以百元價格為之。 升降單位：百分之一元。 最低成交單位：新台幣面額10萬元。 ● 等價成交系統－買賣申報：以百元價格為之。 升降單位：未滿150元者為5分，150元至未滿1,000元者為1元，1,000元以上者為5元。 最低成交單位：新台幣面額10萬元。 ● Over-the-counter negotiation - Quoted by yield or by price in NT\$100. Tick size: 0.01 b.p. (0.0001% yield) or \$0.0001. Minimum trading unit: NT\$10,000. Foreign-currency bonds. - Japanese yen denominated bonds - ¥10 million. - Euro or USD denominated bonds - \$100,000. ● EBTS - Quoted by yield. Tick size: 0.01 b.p. (0.0001% yield) or \$0.0001. Minimum trading unit: - Electronic negotiation system: NT\$50 million. - Matching system: NT\$100,000. - International bond trading system. - Japanese yen denominated bonds - ¥10 million. - Euro or USD denominated bonds - \$100,000. ● Fixed-income trading system - Quoted by price in NT\$100. Tick size: \$0.01. Minimum trading unit: NT\$100,000. ● Automated trade matching system - quoted by price in NT\$100. Tick size: < \$150, \$0.05; \$150 - \$1,000, \$1; >1,000, \$5. Minimum trading unit: NT\$100,000.

項 目 Item	說 明 Description
成交價格與 利息計算 Transaction price and interest calculation	<ul style="list-style-type: none"> ● 採除息交易，應計息由買方併同成交價金支付賣方應計息採計首不計尾方式，以每年365日，依實際持有天數計算。給付結算因天然災害或其他不可抗力事由而順延時，順延期間應予計息。 ● The transaction price is calculated based on the ex-interest price. The accrued interest is included in the transaction price to be paid to the seller and calculated based on the number of days held (the first day of holding is counted, but not the last day of holding) over 365 days a year. If the payment day is postponed due to natural disaster or other force majeure event, the days postponed thereof shall accrue interest.
價格漲跌幅 Daily price movement	<ul style="list-style-type: none"> ● 等價成交系統及轉債、附認股權公司債之處所議價為：7%。 ● 其他系統：無。 ● Automated trade matching system and over-the-counter negotiation of convertible bond or corporate bond with warrant: 7%. ● Other systems: None.
成交資訊揭示 Disclosure of transaction information	<ul style="list-style-type: none"> ● 證券商每日於其營業處所揭示債券交易相關價格資訊。 ● 櫃檯買賣中心每日於其網站揭示債券行情資訊。 ● Securities firms disclose relevant trading price information at their business premises every day. ● GTSM publishes transaction information daily on its website.
投資債券稅負 Taxation	<ul style="list-style-type: none"> ● 證券交易所稅：停徵。 ● 證券交易稅：免徵。 ● 利息所得稅： <ul style="list-style-type: none"> 一 債券發行人為本國發行人，投資人身分為： <ul style="list-style-type: none"> 國內自然人：依所得稅法第14條之1第1項，自96年1月1日起，中華民國境內居住之個人持有公債、公司債及金融債券之利息所得改採分離課稅，按10%稅率扣繳稅款後，不再併計綜合所得總額，亦不適用儲蓄投資特別扣除之規定。 國內法人：依所得稅法第24條之1營利事業按債券持有期間，依債券面值及利率計算利息收入，該利息收入已依規定之扣繳率計算之扣繳稅額，得自結算申報應納稅額中減除。如於二付息間持有債券者，應以售價減除購進價格及依同項規定計算之利息收入後之餘額為證券交易所稅或損失。 外國人：交易時先按10%稅率扣繳稅款，再依其身分別所適用之扣繳率與10%相比，向稽徵機關補繳或退還其實際持有期間利息之稅款差額。 一 債券發行人為外國發行人，投資人身分為： <ul style="list-style-type: none"> 國內自然人：免稅。 國內法人：同「債券發行人為本國發行人」之規定。 外國人：免稅。 ● Capital gain tax from securities trading: exempted. ● Sales tax: exempted. ● Interest income tax:

項 目 Item	說 明 Description
投資債券稅負 Taxation	<p>- If the bond is issued by a domestic issuer and the investor is a:</p> <p>Domestic individual: According to Paragraph 1, Article 14-1 of Income Tax Act, starting January 1, 2007, interest income from government bonds, corporate bonds and financial debentures held by an individual residing in the Republic of China will no longer be included in the consolidated income but be subjected to a 10% separate taxation. In addition, such income will no longer be eligible for special deduction for savings and investments.</p> <p>Domestic institution: According to Article 24-1 of Income Tax Act, a profit-seeking enterprise shall calculate its interest income from bond holdings by the duration of holding, and the nominal value and interest rate of bond. Tax already withheld for the interest income may be deducted from the tax due. For bonds purchased between two interest payment dates, gain or loss from the securities transaction will be calculated by subtracting the sales price by purchase price and interest income calculated according the provisions in the preceding paragraph.</p> <p>Foreigner: Interest income from bonds will be subjected to a 10% tax withholding at the time of transaction. The foreigner will then file tax return with the tax authority the difference between the actual interest income received and the tax withheld by comparing the applicable tax bracket and 10%.</p> <p>- If the bond is issued by a foreign issuer and the investor is a:</p> <p>Domestic individual: exempted.</p> <p>Domestic institution: The same as if the bond issuer is a domestic issuer.</p> <p>Foreigner: exempted.</p>
手續費率 Fees	<ul style="list-style-type: none"> ● 自營：免手續費。 ● 轉（交）換公司債比照上櫃股票之規定，經紀手續費按買賣成交金額千分之1.425上限計收。 ● Convertible Bond and Exchangeable Bond trades: may be charged up to 0.1425% of the trading amount for each transaction.

肆、債券發行市場98年度新制度介紹 New Issuing Systems Introduced in Bond Market in 2009

月 份 Month	制度名稱 System	說 明 Description
11 月 November	簡化債券發行人申報櫃檯買賣之書面作業與程序 Simplifying the application documentation and procedure for bond issuers.	<p>為簡化發行人上櫃掛牌時所需檢附之相關申請書件，以提升發行人申請上櫃之作業效率，本中心經檢視固定收益商品申請（報）上櫃時之相關書件，並參考發行人之建議後，在不影響審查品質的前提下簡化發行人所需檢附書件，並於98年11月3日公告市場實施，預計將有效減輕發行人準備書件之相關成本。</p> <p>To enhance the operating efficiency of listing application, we simplified the documentation requirements for listing application after reviewing the currently required documentation and considering the suggestions made by issuers. Under the premise that the quality of application review is not affected, the new requirements were promulgated on November 3, 2009 and are expected to reduce the document preparation costs of issuers.</p>

伍、債券交易市場98年度新制度介紹 New Trading Systems Introduced in Bond Market in 2009

月 份 Month	制度名稱 System	說 明 Description
1月 January	衍生性商品組合交易 Combination trade for financial derivatives	<p>為擴增店頭衍生性商品電腦交易系統之商品及滿足證券上多元交易策略之需求，本中心參照等殖成交系統之組合交易規劃於店頭衍生性商品電腦交易系統組合交易功能，相關法制之修訂已提報97年12月25日本中心董事會討論在案。</p> <p>To enrich the products traded through over-the-counter derivatives trading system and to meet the needs of securities firms for diverse trading strategies, we plan to add the combination trade function to the existing derivatives trading system in reference to the electronic bond trading system (EBTS). The proposed regulatory amendments have been submitted to the GTSM Board of Directors for discussion and consideration on December 25, 2008.</p>
10月 October	證券商自行買賣外國公債業務 Direct trading of foreign government bonds by securities firms	<p>配合外國公債交易平台的建立及提供，本中心爰修增訂外國有價證券櫃檯買賣審查準則、證券商自行買賣外國債券交易辦法、證券商營業處所買賣有價證券業務規則、證券商營業處所買賣有價證券給付結算作業要點、外國公債帳務管理作業要點等法規，已於98年10月26日公告實施，另本中心外國公債交易系統業於11月20日正式啟用。</p> <p>In line with the construction and operation of the foreign bond trading platform, we amended the <i>Criteria Governing Review of OTC Trading of Foreign Stocks, Regulations Governing Direct Trading of Foreign Bonds by Securities Firms, Rules Governing Securities Trading on Over-the-Counter Markets, Directions for Payment and Settlement of Securities Traded Over-the-Counter, and Directions for Account Management of Foreign Bonds</i>. The amendments have been promulgated on October 26, 2009, and GTSM Foreign Bond Trading System was rolled out officially on November 20, 2009</p>
11月 November	配合衍生性商品業務發展與市場管理需要，檢討修正相關規章 Reviewing applicable rules and regulations in line with derivatives business development and market administration	<ol style="list-style-type: none"> 1. 配合開放non-FINI得於國內從事衍生性商品交易，修訂本中心「證券商營業處所經營衍生性金融商品交易業務規則」，並於98年1月5日公告實施。 2. 配合放寬結構型商品資金運用範圍限制，修訂本中心「證券商營業處所經營衍生性金融商品交易業務規則」，並於98年2月19日公告實施。 3. 配合境外基金管理辦法開放境外指數股票型基金得於我國證券市場掛牌交易，建議主管機關開放於國內掛牌者得作為衍生性商品之連結標的，修訂本中心「證券商營業處所經營衍生性金融商品交易業務規則」，本案業於98年12月29日獲金管會函復准予備查。 4. 為建立衍生性金融商品市場管理一致性規範，增訂有關投資人分級管理制度及客戶權益保障事宜，本案業於98年12月29日獲金管會函復准予備查。 <p>1. In line with the opening of derivatives trading to non-FINI, we amended the <i>Rules Governing Over-the-Counter Trading of Financial Derivatives by Securities Firms</i> and the amendment was implemented on January 5, 2009.</p>

月 份 Month	制度名稱 System	說 明 Description
11月 November		<p>2. In line with the relaxation of use of funds on structured products, we amended the <i>Rules Governing Over-the-Counter Trading of Financial Derivatives by Securities Firms</i> and the amendment was implemented on February 19, 2009.</p> <p>3. In line with the amendment of the <i>Regulations Governing Offshore Funds</i> that allows exchange traded funds (ETF) to be listed and traded on our securities market, we suggested the competent authority to allow stocks listed on the domestic exchanges to serve as the underlying of derivative products and amended the <i>Rules Governing Over-the-Counter Trading of Financial Derivatives by Securities Firms</i>. The proposal has been approved by the Financial Supervisory Commission on December 29, 2009.</p> <p>4. To establish consistent rules and regulations for the administration of derivatives market, we added rules governing classification of investors and customer protection. The proposal has been approved by the Financial Supervisory Commission on December 29, 2009.</p>
11月 November	<p>配合市場狀況及主管機關指示，檢討修正中央公債主要交易商及債市相關制度</p> <p>Amending primary dealer system for central government bonds and related bond market systems in line with market needs and the directives of the competent authority</p>	<p>1. 配合債券市場狀況及業者建議放寬中央公債主要交易商各期指標公債雙向報價利差限制，修訂「中央公債主要交易商應配合辦理事項」，自98年11月1日公告實施。</p> <p>2. 為保障債券投資人權益及維護市場交易秩序，本中心爰參考「國際證券市場協會」及「債券市場協會」之契約範本，進行通盤考量與檢討評估研提「債券附條件買賣總契約」，於11月27日經主管機關同意備查。</p> <p>3. 配合債券附條件利息所得稅課徵之稅制改變，爰配合修訂本中心「證券商營業處所買賣有價證券業務規則」、「證券商營業處所債券附條件買賣交易細則」及「債券等殖成交系統買賣辦法」，於12月4日主管機關同意備查。</p> <p>1. In consideration of bond market needs and bond dealers' suggestion to relax the restrictions on ask-bid spread of benchmark bonds for primary dealers, we amended the <i>Directions for Primary Dealers of Central Government Bonds</i> and the amendment was implemented on November 1, 2009.</p> <p>2. For the sake of protecting the interests of bond investors and upholding market order, we conducted overview of the general agreement for bonds with repurchase or reverse repurchase (RP/RS) agreement in reference to the contract specimens of the International Securities Market Association (ISMA) and Bond Market Association (BMA) and proposed revisions. The revisions have been approved by the competent authority on November 27.</p>

月 份 Month	制度名稱 System	說 明 Description
11 月 November		3. In line with the change of tax rules for interest income from RP/RS, we amended the <i>Rules Governing Securities Trading on Over-the-Counter Markets</i> , <i>Regulations Governing Bond Repurchase and Reverse Purchase Transactions on Over-the-Counter Markets</i> , and <i>Regulations Governing the Electronic Bond Trading System</i> . The amendments have been approved by the competent authority on December 4.
11 月 November	<p>配合主管機關對證券化業務之推動，檢討修正本中心相關法規或提供相關建議</p> <p>In support of government's policy to promote the securitization business, reviewing and amending related regulations or making suggestions</p>	<p>配合主管機關指示研訂證券化商品附條件交易之相關內部控制制度標準規範，於98年11月26日公告增訂本中心「證券商營業處所債券附條件買賣交易細則」第11條之1與第11條之2，以規範證券商從事證券化金融商品附賣回交易，若標的涉及其曾辦理承銷之證券，其可承作額度應符合內部控制制度之限制，且交易雙方之可承作金額不得高於自己及交易對手淨值之一定比例，同時，證券商與關係人從事證券化金融商品附賣回交易時，其條件不得優於其他同類對象。</p> <p>Instructed by the competent authority to formulate standards and rules regarding internal controls for transactions of securitized products with repurchase and reverse repurchase agreement, we promulgated the addition of Article 11-1 and Article 11-2 of the <i>Regulations Governing Bond Repurchase and Reverse Purchase Transactions on Over-the-Counter Markets</i> on November 26, 2009. According to the new provisions, when a securities firm engages in the trading of securitized product with reverse repurchase (RS) agreement, if the underlying is a security that the firm once underwrote, the amount of trade that the firm may engage in must conform to the established internal control standards and the amount of trade with the same counterparty shall not exceed a certain percentage of the firm's networth or the counterparty's networth. In addition, the terms and conditions for the trading of securitized product with RS agreement with a related party shall be comparable to those with other parties in the same category.</p>

月 份 Month	制度名稱 System	說 明 Description
12月 December	<p>建立整合之轉換公司債每日即時公告資訊，以提升市場效率</p> <p>Integrating the convertible bond information disclosed daily to enhance market efficiency</p>	<p>為利轉換公司債相關交易、轉換及公告資訊之整合以利證券商或市場投資人於交易時即取得相關必要資訊，本中心已於98年12月30日實施轉換公司債整合資訊看板系統，將轉換公司債相關重要發行資訊、每日最新公告內容以及買賣回權之執行情形等進行整合，並於每天提供市場參考，使證券商及投資人透過整合資訊看板即可取得次日交易時所需之相關必要資訊，進而增進市場交易效率並促進市場發展。</p> <p>To facilitate the integration of trading, conversion and announcement information on convertible corporate bonds so the securities firms and investors could have ready access to essential market information, we implemented an integrated bulletin board system for convertible bonds on December 30, 2009 that posts the latest announcements and updated information on the exercise of repurchase or reverse purchase on a daily basis for the reference of the securities firms and investors so as to enhance the trading efficiency and bring about market development.</p>
12月 December	<p>規劃提高轉（交）換公司債附條件交割作業效率之機制</p> <p>Planning the mechanism that would improve the efficiency of the settlement operation for convertible (exchangeable) bonds</p>	<p>為增進轉（交）換公司債附條件交易之結算交割作業效率，本中心已完成調整轉（交）換公司債處所議價附條件成交資料傳送給集保公司之時點，由現行成交日日終一批次增加為每日三批次（上午11:00、下午1:00、下午3:15），以利證券商於日中向本中心完成申報成交資訊後即可儘速進行資金調度，相關制度已於98年12月25日公告，並於同年12月28日上線實施。</p> <p>To improve the efficiency of the settlement operation for convertible (exchangeable) bonds, we adjusted the time of daily upload of completed RP/RS trades of convertible (exchangeable) bonds to the Taiwan Depository & Clearing Corporation (TDCC) from once at the end-of-day to three times a day (at 11:00 AM, 1:00 PM, and 3:15 PM) to allow securities firms to move their funds quickly after the intraday reporting of transaction information to GTSM. The modified system has been publicly announced on December 25, 2009 and rolled out online on December 28, 2009.</p>

上櫃股票市場 Stock Market

1 98年度一般類股新上櫃公司彙總表
 New Listing on GTSM General Board in 2009

公司名稱 Company Name	掛牌日期 Date of Listing	股票代號 Code	承銷價 IPO Price (NT\$)	股本(元) Capital Stock (NT\$)
泓格科技 ICP Das Co., Ltd.	20090106	3577	20	410,290,000
同致電子 Tung Thih Electronic Co., Ltd.	20090107	3552	20	445,650,000
上緯企業 SWANCOR IND. Co., Ltd.	20090115	4733	38	536,300,000
矽瑪科技 Simula Technology, Inc.	20090216	3511	27	301,750,000
熒茂光學 MILDEX OPTICAL Inc.	20090224	4729	13	510,000,000
遠翔科技 Feeling Technology Corp.	20090227	3291	13	319,679,920
為升電裝工業 CUB ELECPARTS Inc.	20090325	2231	22.5	490,447,570
台驊國際 T.H.I. GROUP Ltd.	20090331	2636	15	489,698,820
安可光電 AimCore Co., Ltd	20090415	3615	19	306,000,000
群益期貨 Capital Futures Corp.	20090427	6024	27.5	676,500,000
建舜電子製造 JOINSOON Electronics MFG. Co., Ltd.	20090520	3322	12	723,497,000
宏捷科技 Advanced Wireless Semiconductor Company	20090601	8086	10.5	1,139,405,000
綠意開發 ReaLy Development & Construction Corp.	20090601	2596	13	567,500,000

公司名稱 Company Name	掛牌日期 Date of Listing	股票代號 Code	承銷價 IPO Price (NT\$)	股本(元) Capital Stock (NT\$)
杏昌生技 Hi-Clearance Inc.	20090720	1788	45	292,500,000
寶利徠光學科技 Polylite Taiwan Co., Ltd.	20090804	1813	16	411,130,910
南光化學製藥 Nang Kuang Pharmaceutical Co., Ltd.	20090810	1752	15	630,008,480
閎康科技 Materials Analysis Technology Inc.	20090818	3587	18.8	370,175,050
精聯電子 Unitech Electronic Co., Ltd.	20090827	3652	32.5	476,000,000
德勝科技 Ruby Tech Corporation	20090908	8048	15	435,487,290
西勝國際 C-Tech United Corp.	20091028	3625	23	348,330,000
亞信電子 Asix Electronics Corporation LTD.	20091124	3169	31	530,014,220
西柏科技 Cypress Technology Co., Ltd.	20091222	3541	25	329,770,500
精碟科技(管理股票) Prodisc Technology Inc. (Supervised)	20090408	2396	NA	9,864,943,120
華宇光能(管理股票) Arima Photovoltaic & Optical Corp. (Supervised)	20090712	2381	NA	5,177,028,990
佳鼎科技(管理股票) Vertex Precision Electronics, Inc. (Supervised)	20090908	5318	NA	3,007,802,450

2 98年度上櫃公司產業類別分布表 GTSM-Listed Companies - by Industry in 2009

項目 Item 產業 Industry	上櫃公司家數 No. of Listed Companies	上櫃公司總資本額 (百萬元) Aggregate Capital of GTSM Listed Companies (NT \$ Million)	上櫃公司上櫃總股數 (百萬股) Aggregate Shares of GTSM Listed Companies (Million Shares)	占全體比例 Percentage of Total
食品工業 Food	2	1,794	158	0.22%
塑膠工業 Plastic	6	3,380	302	0.42%
紡織纖維 Textile	9	6,426	488	0.68%
電機機械 Electrical Machinery	25	16,783	1,577	2.19%
電器電纜 Electrical & Cable	1	479	48	0.07%
化學工業 Chemical	15	11,671	1,147	1.59%
生技醫療 Biotechnology \$ Medical Care	29	16,648	1,593	2.21%
鋼鐵工業 Iron & Steel	11	14,295	1,402	1.95%
橡膠工業 Rubber	2	1,083	100	0.14%
半導體業 Semiconductor	61	245,274	23,537	32.72%
電腦及週邊設備業 Computer & Peripheral Equipment	50	48,538	4,412	6.13%
光電業 Optoelectronic	42	54,803	4,872	6.77%
通信網路業 Communications & Internet	33	23,393	2,157	3.00%
電子零組件業 Electronic Parts & Components	94	84,036	7,925	11.02%
電子通路業 Electronic Products Distribution	23	15,058	1,373	1.91%
資訊服務業 Information Service	29	19,826	1,835	2.55%
其他電子業 Electronics	36	23,909	2,256	3.14%
建材營造 Building Material & Construction	16	23,488	1,870	2.60%
航運業 Shipping & Transportation	5	4,172	417	0.58%
觀光事業 Tourist	4	5,855	586	0.81%
金融業 Financial	9	98,326	9,076	12.62%
貿易百貨 Trading & Consumers' Goods	7	7,248	663	0.92%
油電燃氣業 Gas & Electricity	4	3,742	374	0.52%
其他 Others	27	20,830	1,940	2.70%
管理股票 Supervised	6	21,669	1,833	2.55%
總計 Total	546	772,728	71,943	100.00%

3 歷年上櫃公司家數變動情形一覽表 Overview of Changes to GTSM Listing

年度 Year	新上櫃 家數 No. of New Listing	下櫃公司 Delisted Company		轉台灣證券交易所上市 Transfer to TWSE Listing		管理股票 Supervised Stock	至年底上櫃 公司合計 No. of Listing by Year-end
		家數 No.	公司名稱 Company	家數 No.	公司名稱 Company		
1989	1			0			1
1990	3			0			4
1991	5			0			9
1992	3			1	南帝化工 NANTEX INDUSTRY.CO.,LTD.		11
1993	3			3	亞瑟科技、福懋油脂、國巨 CIS TECHNOLOGY INC., FORMOSA OILSEED PROCESSING CO., LTD., YAGEO CORPORATION		11
1994	3			0			14
1995	29			2	精業、利奇機械 SYSTEX CORPORATION, LEE CHI ENTERPRISES CO., LTD.		41
1996	38			0			79
1997	41	1	正義 CHENG I FOOD CO., LTD	5	藍天電腦、三洋電機、大安銀 行、萬通銀行、中華銀行 CLEVO CO., SANYO ELECTRIC CO., LTD., DAH AN COMMERCIAL BANK, GENERAL BANK, THE CHINESE BANK	正豐化學、羽田機 械 CHENG HONG CHEMICAL CO., LTD., YTM,	114
1998	74			12	耿鼎企業、台光電子、鴻運電 子、瑞昱、萬泰銀行、台新銀 行、玉山銀行、聯邦銀行、 亞太銀行、遠東銀行、華信銀 行、富邦銀行 GORDON AUTO BODY PARTS CO., LTD., ELITE MATERIAL CO., LTD., POTRANS ELECTRICAL CORPORATION, REALTEK SEMICONDUCTOR CORP., COSMOS BANK, TAIWAN, TAISHIN INTERNATIONAL BANK, E.SUN COMMERCIAL BANK, LTD., UNION BANK		176

年度 Year	新上櫃 家數 No. of New Listing	下櫃公司 Delisted Company		轉台灣證券交易所上市 Transfer to TWSE Listing		管理股票 Supervised Stock	至年底上櫃 公司合計 No. of Listing by Year-end
		家數 No.	公司名稱 Company	家數 No.	公司名稱 Company		
1998					OF TAIWAN, ASIA PACIFIC BANK, FAR EASTERN INTERNATIONAL BANK, BANK SINOPAC, TAIPEI FUBON BANK.		
1999	102			14	中興銀行、天仁茶葉、大眾銀行、世昕企業、泰銘實業、云辰電子、秋雨印刷、合勤科技、安泰銀行、普立爾、億光電子、精碟科技、昌益建設、映泰 CHUNG SHING BANK, TENREN GROUP, TC BANK, LUXON ELECTRONICS CORPORATION, THYE MING INDUSTRIAL CO., LTD., EVERSPRING INDUSTRY CO., LTD., CHOICE LITHOGRAPH INC., ZYXEL COMMUNICATIONS CORPORATION, ENTIE COMMERCIAL BANK, LTD., PREMIER IMAGE TECHNOLOGY CORPORATION, EVERLIGHT ELECTRONICS CO., LTD., PRODISC TECHNOLOGY INC., CHANG-YIH CONSTRUCTION CO., LTD., BIOSTAR MICROTECH INTERNATIONAL CORP.	新泰伸、大業、東隆五金、金緯纖維、中精機、大鋼、峰安、易欣工程 S&T TECHNOLOGY CO., LTD. , TA YEH CO., LTD. TONG LUNG METAL INDUSTRY CO., LTD. , KING-WEI TEXTILE CO., LTD. VICTOR-TAICHUNG MACHINERY, TAH CHUNG STEEL CORP. , FENG AN METAL IND. CO.,, yishin engineering co., Ltd.	264
2000	105	6	三粹、住聯、京華、矽豐、中強電子、大業 SCIENTRADE CO., LTD., JUH LIEN INDUSTRIAL CO., LTD., CORE PACIFIC SECURITIES, SILICONWARE CORPORATION, CHUNTEX ELECTRONIC CO.,	63	凌陽科技、首利實業、漢唐訊聯、浩鑫、欣高石油氣、大山電線電纜、華豐橡膠、鑽全實業、興泰實業、永裕塑膠、地球綜合工業、恆大、三洋紡織、台南企業、弘裕企業、本盟紡織、恩德實業、樂士電機、亞崴機電、高林、勤美、億泰電線電纜、榮星電線電纜、合機電線電纜、元禎企業、永記造漆、台灣中華化學、新光鋼鐵、新鋼工業、佳大世界、	大穎企業、國產汽車、延穎實業、紐新企業、中強電子、尖美建設、瑞圓纖維 AHIN CO. LTD. CHINESE AUTOMOBILE CO. LTD. YANIN LEATHER CO. LTD. NEW SUN METAL	300

年度 Year	新上櫃 家數 No. of New Listing	下櫃公司 Delisted Company		轉台灣證券交易所上市 Transfer to TWSE Listing		管理股票 Supervised Stock	至年底上櫃 公司合計 No. of Listing by Year-end
		家數 No.	公司名稱 Company	家數 No.	公司名稱 Company		
2000			LTD., GREAT ELECTRONICS		環隆科技、精技電腦、錫新科技、世平興業、圓剛科技、雅新實業、仲琦科技、新巨企業、建準電機、國聯光電、固緯電子、隴華電子、承啟科技、鼎元光電、三商電腦、興勤電子、永兆精密、燦坤實業、聯昌電子、倚天資訊、互盛、統懋半導體、台灣電路、偉詮電子、旺詮、英誌企業、美律實業、皇翔建設、根基營造、成霖企業、慶豐富、欣鋁國際、全國加油站 SUNPLUS TECHNOLOGY CO., LTD., SOLYTECH ENTERPRISE CORPORATION, UNITED INFORMATION SYSTEMS CO., LTD., SHUTTLE INC., HSIN KAO GAS CO., LTD., DAN SAN ELECTRIC WIRE & CABLE CORP., HWA FONG RUBBER IND. CO., LTD., BASSO INDUSTRY CORP., SHIN TAI INDUSTRY CO., LTD., YONYU PLASTICS CO., LTD., GLOBE INDUSTRIES CORPORATION, UNIVERSAL INCORPORATION, TRI OCEAN TEXTILE CO. LTD., TAINAN ENTERPRISES CO., LTD., HONMYUE ENTERPRISE CO., LTD., UMAGH TEXTILE CO., LTD., ANDERSON INSUSTRIAL CORP., LUXE ELECTRIC CO., LTD., AWEA MECHANTRONIC CO., LTD., KAULIN MANUFACTURING CO. LTD., CHINA METAL PRODUCTS CO., LTD., EVERTOP WIRE CABLE CORPORATION, JUNG SHING WIRE CO., LTD.,	INDUSTRY CO. LTD. CHUNTEX ELECTRONIC CO., LTD., TOP COSTRUCTION & DEVELOPMENT CO.. LTD. Royal Information Electronics Co., Ltd.	

年度 Year	新上櫃 家數 No. of New Listing	下櫃公司 Delisted Company		轉台灣證券交易所上市 Transfer to TWSE Listing		管理股票 Supervised Stock	至年底上櫃 公司合計 No. of Listing by Year-end
		家數 No.	公司名稱 Company	家數 No.	公司名稱 Company		
2000					HOLD-KEY ELECTRIC WIRE & CABLE CO., LTD., YUAN JEN ENTERPRISES CO., LTD., YUNG CHI PAINT & VARNISH MFG.CO., LTD., CHUNG HWA CHEMICAL INDUSTRIAL WORKS,LTD., HSIN KUANG STEEL CO. LTD., SINKANG INDUSTRIES CO., LTD., CHIA TA WORLD CO., LTD., UNIVERSAL MICROELECTRONICS CO., LTD., UNITECH ELECTRONICS CO., LTD., CX TECHNOLOGY CORPORATION, WORLD PEACE INDUSTRIAL CO., LTD., AVERMEDIA TECHNOLOGIES INC., YA HSIN INDUSTRIAL CO., LTD., HITRON TECHNOLOGIES INC., ZIPPY TECHNOLOGY CORP, SUNONWEALTH ELECTRIC MACINE INDUSTRY, UNITED EPITAXY COMPANY, GOOD WILL INSTRUMENT CO., LTD., LUNG HWA ELECTRONICS CO., LTD., CHAINTECH COMPUTER CO., LTD., TYNTEK CORPORATION, MERCURIES DATA SYSTEMS LTD., THINKING ELECTRONIC INDUSTRIAL CO., QUALITEK ELECTRONICS CO., TSANN KUEN ENTERPRISE CO., LTD., LINE CHANG ELECTRONIC ENTERPRISE CO., LTD., E-TEN INFORMATION SYSTEMS CO. LTD., AURORA SYSTEMS CORP., MOSPEC SEMICONDUCTOR		

年度 Year	新上櫃 家數 No. of New Listing	下櫃公司 Delisted Company		轉台灣證券交易所上市 Transfer to TWSE Listing		管理股票 Supervised Stock	至年底上櫃 公司合計 No. of Listing by Year-end
		家數 No.	公司名稱 Company	家數 No.	公司名稱 Company		
2000					CORP., PRINTED WIRE CORP., WELTREND SEMICONDUCTOR INC., RALEC ELECTRONIC CORPORATION, ENLIGHT CORPORATION, MERRYELECTRONICS CO., LTD., HUANG HSIANG CONSTRUCTION CORPORATION, KEDGE CONSTRUCTION CO., LTD., GLOBE UNION INDUSTRIAL CORP., CHING FENG HOME FASHIONS CO.,LTD., COMPEX INTERNATIONAL CO., LTD., NATIONAL PETROLEUM CO., LTD.		
2001	97	16	尖美建設、金緯纖維、 瑞圓纖維、大穎企業、 皇旗資訊、五洲製革、 崑泰營造、長銘實業、 佳茂、聯友光電、東榮 纖維、榮美開發、德利 開發、信南建設、永昌 證券、富邦證券 TOP COSTRUCTION & DEVELOPMENT CO., LTD., KINGWEI TEXTILE CO., LTD., KING TEXTILE CO., LTD., AHIN CO., LTD., Royal Information Electronics Co., Ltd., UNIVERSAL TANNERY CO., LTD.,	48	五鼎生技、宏亞食品、新企工 程、中宇環保、和大工業、美 吾華、毛寶、花仙子、允強實 業、華新科技、友立資訊、資 通電腦、麗臺科技、百容電子 、大毅科技、志聖工業、敦吉 科技、研揚科技、瑞軒科技、 思源科技、品佳、華經資訊、 皇統光碟、飛宏企業、建通精 密、光群雷射、敦陽科技、連 宇、冠西電子、強茂、美隆電 器、訊碟科技、和立聯合、中 華映管、一詮精密工業、義隆 電子、立隆電子、力信興業、 漢平電子、鉅祥企業、盟立自 動化、台灣良得、可成科技、 兆赫電子、希華晶體、長榮航 空、信義房屋、裕融企業 Apex Biotechnology Corp., HUNYA FOODS CO., LTD., PHOENIXTEC ENGINEERING CO., LTD., China Ecotek Corp., HOTA INDUSTRIAL MFG. CO., LTD., Maywufa Co., Ltd., Mao Bao INC., FARCENT ENTERPRISE	台灣工礦、宏福建 設、元富鋁業、尚 鋒實業 TAIWAN INDUSTRIAL DEVELOPMENT CORPORATION HUNG FU CONSTRUCATION CO LTD ENSURE CO LTD. SHANGFENG INDUSTRIAL CO., LTD.	333

年度 Year	新上櫃 家數 No. of New Listing	下櫃公司 Delisted Company		轉台灣證券交易所上市 Transfer to TWSE Listing		管理股票 Supervised Stock	至年底上櫃 公司合計 No. of Listing by Year-end
		家數 No.	公司名稱 Company	家數 No.	公司名稱 Company		
2001			KUEN-TAI CONSTRUCTION, CHANG MIEN INDUSTRIES CO., GETMORE PRECISION CO., LTD., Unipac Optoelectronics Corp., TUNG ZONG TEXTILE CO., LTD., ACELAND- DYNASTY CORPORATION, d-Life Development Co., Ltd., HSIN NAN CONSTRUCTION CO., LTD., Entrust Securities Co., Ltd., Fubon Securities Co., Ltd.		CO.,LTD., YEUN CHYANG INDUSTRIAL CO., LTD., WALSIN TECHNOLOGY CORPORATION, ULEAD SYSTEMS INC., ARES INTERNATIONAL CORP., LEADTEK RESEARCH INC., EXCEL CELL ELECTRONIC CO., LTD., TA-I TECHNOLOGY CO., LTD., C SUN MFG LTD., AUDIX CORPORATION, AAEON Technology Inc., AMTRAN TECHNOLOGY CO., LTD., SPRINGSOFT INC., SILICON APPLICATION CORP., Fortune Information Systems Corp., SUMMIT COMPUTER TECHNOLOGY CO.,LTD., PHIHONG ENTERPRISE CO., LTD., GEM TERMINAL IND. CO., LTD., K LASER TECHNOLOGY INC., STARK TECHNOLOGY INC., UNIFORM INDUSTRIAL CORP., Cosmo Electronics Corporation, PAN JIT INTERNATIONAL INC., MEILOON INDUSTRIAL CO., LTD., Infodisc Technology Co., LTD., Helix Technology Inc., CHUNGHWA PICTURE TUBES LTD., I-CHIUN PRECISION INDUSTRY CO., LTD., ELAN MICROELECTRONICS CORP., LELON ELECTRONICS CO., LTD., LI SHIN INTERNATIONAL ENTERPRISE CORPORATION, HANPIN ELECTRON CO., LTD., G-SHANK ENTERPRISE CO., LTD., Mirl Automation		

年度 Year	新上櫃 家數 No. of New Listing	下櫃公司 Delisted Company		轉台灣證券交易所上市 Transfer to TWSE Listing		管理股票 Supervised Stock	至年底上櫃 公司合計 No. of Listing by Year-end
		家數 No.	公司名稱 Company	家數 No.	公司名稱 Company		
2001					Corporation, TAIWAN LINE TEK ELECTRONIC CO., LTD., CATCHER TECHNOLOGY CO., LTD., ZINWELL CORPORATION, SIWARD CRYSTAL TECHNOLOGY CO., LTD., EVA AIRWAYS CORPORATION, Sinyi Realty Inc., TAIWAN ACCEPTANCE CORPORATION		
2002	113	19	大日開發、龍田建設、 旭龍、長榮貨櫃、維迪 、玉山票券、日盛銀行 、日盛證券、新寶證券 、建弘證券、大華證券 、台証證券、關貿、晶 磊、擎邦、柏承、歐格 、商合行、博登 GREATSUN DEVELOPMENT TECHNOLOGY Co.,LTD , KINGLAND CONSTRUCTION CO LTD , SITRON PRECISION CO. LTD. , EVERGREEN CONTAINER TERMINAL CORP. ELITETRON ELECTRONIC CO. LTD. E.SUN BILLS- FINANCE CORPORATION , JIH SUN INTERNATIONAL BANK, JIH SUN SECURITIES CO. LTD. SAMPO SECURITIES CO., LTD. NATIONAL	43	元富證券、寶來證券、統一證 券、巨庭機械、德律科技、同 開科技工程、亞洲光學、衛道 科技、威達電、好樂迪、華固 建設、憶聲電子、星通資訊、 杏輝藥品、禾伸堂、盛達電業 、增你強、日勝化工、正峰工 業、零壹科技、佰鴻工業、偉 訓科技、威健實業、聯詠科技 、智原科技、新麗企業、全台 晶像、宏傳電子、遠見科技、 揚智科技、喬福機械、台灣晶 技、科風、健鼎科技、台灣大 哥大、建碁、訊舟、信邦電子 、文曄科技、欣興電子、奇普 仕、今皓實業、華立 MasterLink Securities Corporation, Polaris Securities Co., Ltd., President Securities Corp., CHIU TING MACHINERY CO., LTD., Test Research, Inc., TUNG KAI TECHNOLOGY ENGINEERING CO., LTD., ASIA OPTICAL CO., INC., Cradle TechnologyCorp., ICP Electronics Inc., HOLIDAY GROUP CO., Ltd., HUAKU CONSTRUCTION CO., LTD., ACTION ELECTRONICS CO., LTD., Loop Telecommunication PHARMACEUTICAL CO., LTD., HOLY STONE ENTERPRISE	尚德、順大裕、立 大、三采 TATEH INDUSTRY CO., LTD Taiyu Products Corporation SUN SPLENDOR CO., LTD. LEE TAH FARM INDUSTRIES CO.,LTD	384

年度 Year	新上櫃 家數 No. of New Listing	下櫃公司 Delisted Company		轉台灣證券交易所上市 Transfer to TWSE Listing		管理股票 Supervised Stock	至年底上櫃 公司合計 No. of Listing by Year-end
		家數 No.	公司名稱 Company	家數 No.	公司名稱 Company		
2002			INVESTMENT TRUST CO., LTD. Grand Cathay Securities Corp. , Taiwan Securities . Co. Ltd TRADE-VAN INFORMATION SERVICES CO. , SmartASIC Technology,INC. KING POLYTECHNIC ENGINEERING CO. KING POLYTECHNIC ENGINEERING CO. LTD. PLOTECH CO. LTD. Ahoku Electronic Company Saho Co. Ltd. Pro Healthcare International Co. Ltd.		CO., LTD., BILLION ELECTRIC CO., LTD., ZENITRON CORPORATION, EVERMORE CHEMICAL INDUSTRY CO., LTD., JENN FENG INDUSTRIAL CO., LTD., Zero One Technology Co., Ltd., BRIGHT LED ELECTRONICS CORP., COMPUCASE ENTERPRISE CO., LTD., Weikeng Industrial Co., Ltd., NOVATEK MICROELECTRONICS CORP., FARADAY TECHNOLOGY CORP., SHINIH ENTERPRISE CO., LTD., EMERGING DISPLAY TECHNOLOGIES CORP., WELL COMMUNICATION CORP., GLOBAL VIEW CO., LTD., ALi Corporation, ROUNDTOP MACHINERY INDUSTRIES CO., LTD., TXC CORPORATION, POWERCOM CO ., LTD., Tripod Technology Corporation, TAIWAN CELLULAR CORPORATION, AOpen Inc., EDIMAX TECHNOLOGY CO., LTD., SINBON ELECTRONICS CO.,LTD., Wintech microelectronics Co., Ltd., UNIMICRON TECHNOLOGY CORP., ULTRA SOURCE TECHNOLOGY CORP., Ji- Haw Industrial Co., Ltd., WAH LEE INDUSTRIAL CORP.		
2003			華登、台灣慧智、蔚華 、台育證券、正豐化學 、羽田機械、峰安金屬 、延穎實業、紐新企業 、資訊傳真、建弘投信 、統合開發、中精機、		上福全球科技、大傳企業、友 勁科技、台灣汽電共生、四維 航業、正文科技、宏齊科技、 亞翔工程、東台精機、松翰科 技、迎廣科技、金鼎證券、金 橋科技、勁永國際、建國工程		

年度 Year	新上櫃 家數 No. of New Listing	下櫃公司 Delisted Company		轉台灣證券交易所上市 Transfer to TWSE Listing		管理股票 Supervised Stock	至年底上櫃 公司合計 No. of Listing by Year-end
		家數 No.	公司名稱 Company	家數 No.	公司名稱 Company		
2003	83	20	國產汽車、工礦、宏福 建設、易欣技術工程、 元富鋁業、天泰、尚鋒 興業 WALTON PHARMACEUTICAL CO., LTD., WYSE TECHNOLOGY INC., SPIROX SYSTEMS CORPORATION , TAI YU SECURITIES CO., LTD., CHENG HONG CHEMICAL CO., LTD., YTM, FENG AN METAL IND. CO.,, YANIN LEATHER CO., LTD., NEW SUN METAL INDUSTRY CO., LTD., THE INFOPRO GROUP INC., NATIONAL INVESTMENT TRUST CO., LTD., TUNG HO DEVELOPMENT CO., LTD., VICTOR- TAICHUNG MACHINERY, CHINESE AUTOMOBILE COMPANY, TAIWAN INDUSTRIAL DEVELOPMENT COPORATION, HUNG FU CONSTRUCTION, YISHIN ENGINEERING CO., LTD., ENSURE CO., LTD., TIEN TAI ELECTRODE CO., LTD., SUN HOME LEATHER CORP	24	、崇越科技、捷泰精密工業、 富爾特科技、瑞智精密、聚碩 科技、慧友電子、銳普電子、 瀚宇博德、柏承科技 GENERAL PLASTIC INDUSTRIAL CO., LTD., TECO ENTERPRISE CO., LTD., CAMEO COMMUNICATIONS, INC., TAIWAN COGENERATION CORPORATION, SHIH WEI NAVIGATION CO., LTD., GEMTEK TECHNOLOGY Co., LTD, HARVATEK CORPORATION, L & K ENGINEERING CO., LTD., TONG-TAI MACHINE TOOL CO., LTD, SONIX TECHNOLOGY CO., LTD., IN WIN DEVELOPMENT INC., TAIWAN INTERNATIONAL SECURITIES CORPORATION, GOLDEN BRIDGE ELECTECH INC., POWER QUOTIENT INTERNATONAL CO., LTD., CHIEN KUO CONSTRUCTION CO., LTD., TOPCO SCIENTIFIC CO., LTD., JYE TAI PRECISION INDUSTRIAL CO., LTD., FULLERTON TECHNOLOGY CO., LTD., RECHI PRECISION CO.,LTD., SYSAGE THCHNOLOGY CO., LTD., EVERFOCUS ELECTRONICS CORP.,HANNSTAR BOARD CORP. XEPEX ELECTRONICS CO., LTD., PLOTECH CO., LTD	東隆、大鋼、尚鋒 、尚德、順大裕、 立大、三采建、 華隆TONG LUNG METAL INDUSTRY CO., LTD. , TAH CHUNG STEEL CORP. , SUN HOME LEATHER CORP , TATEH INDUSTRY CO., LTD., TAIYU PRODUCTS CORPORATION, LEE TAH FARM INDUSTRIES CO.,LTD, SUN SPLENDOR CO., LTD., HUALON CORPORATION	423
2004			博登、亞洲證券、順大 裕、尚鋒興業、大中鋼 鐵、十美企業、大寶精		互億科技、帆宣系統科技、長 虹建設、豐藝電子、鎰勝工業 、敦南科技、元大京華證券、		

年度 Year	新上櫃 家數 No. of New Listing	下櫃公司 Delisted Company		轉台灣證券交易所上市 Transfer to TWSE Listing		管理股票 Supervised Stock	至年底上櫃 公司合計 No. of Listing by Year-end
		家數 No.	公司名稱 Company	家數 No.	公司名稱 Company		
2004	87	18	密工具、百成行、一等高科技、助群營造、國隆纖維、昱昕電子、尚德興業、立大、瑩寶、宏廣、益和、台通光電 Pro Healthcare International Co.,Ltd., ASIA SECURITIES INC., TAIYU PRODUCTS CORP., SUN HOME LEATHER CORP., TAH CHUNG STEEL CORP., SHEA MAY LTD. TAIHO TOOL MFG., MOKOH & ASSOCIATES, INC., EDEN TECHNOLOGY, COOPERATI-VE CONSTRUCTION CO., LTD, KOU LONG TEXTILE CO., LTD., Luxon Systems Corporation, SUN HOME LEATHER CORP, LEE TAH FARM INDUSTRIES CO.,LTD, LITE VISION CO., LTD, WANG FILM, MICROTEST, TAI TUNG COMMUNICATION	26	飛捷科技、華孚科技、如興製衣、瀚宇彩晶、訊連科技、巨路國際、盛群半導體、天瀚科技、悠克電子、亞弘電科技、居易科技、建興電子科技、雅博、佳必琪國際、力成科技、凌華科技、今國光學科技、順天建設、遠翔空運倉儲 Billionton Systems Inc., MARKETECH INTERNATIONAL CORP., CHONG HONG CONSTRUCTION CO., LTD., Promate Electronic Co.,Ltd., I-SHENG ELECTRIC WIRE & CABLE CO., LTD., LITE-ON SEMICONDUCTOR CORP., YUANTA CORE PACIFIC SECURITIES CO., LTD, FLYTECH TECHNOLOGY CO., LTD., Waffer Technology Corp., ROO HSING GARMENT CO., LTD, Hannstar Display Corp., Cyberlink Co., , LUMAX INTERNATIONAL CORP. LTD., HOLTEK SEMICONDUCTOR INC., AIPTEK International Inc., YOKO TECHNOLOGY CORP., YA HORNG ELECTRONIC CO., LTD, DrayTek Corporation, LITE-ON IT CORPORATION, APEX MEDICAL CORP., JESS-LINK PRODUCTS CO., LTD., Powertech Technology Inc., ADLINK TECHNOLOGE INC, KINKO OPTICAL CO.,LTD., SWEETEN CONSTRUCTION CO.,LTD., FAR GLORY AIR CARGO TERMINAL CO., LTD	東隆、耀文、百成行、嘉畜、惠勝 TONG LUNG METAL INDUSTRY CO., UNICAP ELECTRONICS INDUSTRIAL CORP., MOKOH & ASSOCIATES, INC., Chia Hsin Livestock Corp., HUI SHUNG AGRICULTURE & FOOD CORP	466
2005			洪氏英、高鋁金屬、捷力科技、佰鈺科技、世峰、廣大興業、立生半		鄉林建設事業、陞泰科技、遠傳電信、群益證券 Shining Building Business	東隆、耀文、百成行、嘉畜、惠勝、東雲、東正元	

年度 Year	新上櫃 家數 No. of New Listing	下櫃公司 Delisted Company		轉台灣證券交易所上市 Transfer to TWSE Listing		管理股票 Supervised Stock	至年底上櫃 公司合計 No. of Listing by Year-end
		家數 No.	公司名稱 Company	家數 No.	公司名稱 Company		
2005	56	15	導體、矽成、華特、三 采建設實業、華隆、東 正元、宇詮、大騰電 子、陽慶電子 Horng Technical Enterprise CO.,LTD, TAKAO ALUMINIUM ALLOY CO.LTD., Jet Power Technology Co., Ltd, ACORP ELECTRONICS CORPORATION, Puretek Industrial Co.,Ltd,Tritronic Co. Ltd.,Antekic Co.,Ltd, Integrated Circuit Solution Inc., Chantek Co.,Ltd, SUN SPLENDOR CO., LTD., HUALON CORPORATION, ORIENT FIRST INDUSTRY CO., LTD., EPCO TECHNOLOGY CO LTD, ULTIMA ELECTRONICS CORP., GLOBALSUNTECH CO LTD	4	Co.,Ltd.,AV TECH CORPORATION, Far EasTone Telecommunications Co., Ltd., CAPITAL SECURITIES CORP.	TONG LUNG METAL INDUSTRY CO., UNICAP ELECTRONICS INDUSTRIAL CORP., MOKOH & ASSOCIATES, INC., Chia Hsin Livestock Corp., HUI SHUNG AGRICULTURE & FOOD CORP., TUNTEX DISTINCT CORPORATION, ORIENT FIRST INDUSTRY CO., LTD.	503
2006	41	10	鴻源科技、德鑫科技、 嘉新畜產、金腦科、百 成行、惠勝實業、耀文 電子、振遠科技、新寶 科、中友百貨 UNI-CIRCUIT INC , Destiny Technology Corporation, Chia Hsin Livestock Corp. PACCO TECH. CO., LTD. , MOKOH & ASSOCIATES, INC. , HUI SHUNG AGRICULTURE &	3	鈞寶電子、輔祥實業、凌巨科 技 KING CORE ELECTRONICS INC., FORHOUSE CORPORATION, GIANTPLUS TECHNOLOGY CO., LTD.	東雲、羅馬磁磚、 亞瑟科、東正元、 金腦科、欣煜科 技（原名稱:陸 技）、中興紡織、 東企 TUNTEX DISTINCT CORPORATION , United Ceramics Co.,Ltd. , CIS TECHNOLOGY INC., ORIENT FIRST INDUSTRY CO., LTD. ,	531

年度 Year	新上櫃 家數 No. of New Listing	下櫃公司 Delisted Company		轉台灣證券交易所上市 Transfer to TWSE Listing		管理股票 Supervised Stock	至年底上櫃 公司合計 No. of Listing by Year-end
		家數 No.	公司名稱 Company	家數 No.	公司名稱 Company		
2006			FOOD CORP., UNICAP ELECTRONICS INDUSTRIAL CORP., Frontek Technology Corporation , SAMPO TECHNOLOGY CORP. , Chung Yo Department Store Co.,LTD			PACCO TECH. CO., LTD., Sainfoin Technology Corp., CHUNG SHING TEXTILE CO.,LTD, Taitung Business Bank.	
2007	42	13	鼎太國際、竟誠建築、台東企銀、欣煜科技、飛雅高科技、東正元電路工業、東雲、展茂光電、正利航業、寶華銀行、碼斯特科技、華僑銀行、中興紡織 PROTOP TECHNOLOGY CO., LTD. CONSTRUCTION CO.,LTD TAITUNG BUSINESS BANKXinYu Technology Corp. FEYA TECHNOLOGIES CO.,LTD ORIENT FIRST INDUSTRY CO., LTD. TUNTEX DISTINCT CORPORATION ALLIED MATERIAL TECHNOLOGY CORP. CNCLINE CO LTD., BOWA BANK MASTER ADVANCED CO.,LTD. BANK OF OVERSEAS CHINESE (BOOC) CHUNG SHING TEXTILE CO.,LTD	13	瑞儀光電、雷虎科技、遠雄建設、精成科技、華東科技、中磊電子、日電貿、勝德國際、新日興、東貿國際、和椿科技、長華電材、至上電子 RADIANT OPTO-ELECTRONICS CORP. THUNDER TIGER CORP. Farglory Land Development Co., Ltd GLOBAL BRANDS MANUFACTURE LIMITED SERCOMM CORP. WALTON ADVANCED ENGINEERING, INC. NICHIDENBO CORPORATION POWERTECH INDUSTRIAL CO., LTD. ENFIELD MEDICAL CO.,LTD Shin Zu Shing Co., LTD. AUROTEK CORPORATION CHANG WAH ELECTRONMATERIALS INC. Supreme Electronics Co., Ltd	鼎大科技、飛雅高科技、遠茂光電、鼎營科技、建台水泥、碼斯特科技、和立聯合、羅馬磁磚、亞瑟科、金腦科 PROTOP TECHNOLOGY CO., LTD. FEYA TECHNOLOGIES CO.,LTD Optodisc Technology Corporation DING ING TECHNOLOGY CO., LTD. CHIEN TAI CEMENT CO.,LTD MASTER ADVANCED CO.,LTD. Helix Technology Inc. United Ceramics Co.,Ltd. , CIS TECHNOLOGY INC., PACCO TECH. CO., LTD.	547

年度 Year	新上櫃 家數 No. of New Listing	下櫃公司 Delisted Company		轉台灣證券交易所上市 Transfer to TWSE Listing		管理股票 Supervised Stock	至年底上櫃 公司合計 No. of Listing by Year-end
		家數 No.	公司名稱 Company	家數 No.	公司名稱 Company		
2008	26	15	新泰伸、得捷、宏億國際、亞瑟、金腦科、仕欽、羅馬、遠茂光電、圓創、遠航、艾群科技、鐵研、鼎營、磐英（於97年1月由上櫃公司轉管理股票公司，且同年4月下管理股票） EPOX COMPUTER CO., LTD. HTS TECHNOLOGY CO., LTD. SMARTEAM CORPORATION. LIH DUO INTERNATIONAL CO., LTD. CIS TECHNOLOGY INC. PACCO TECH. CO., LTD. EVERSILL TECHNOLOGY CO., LTD. UNITED CERAMICS Co., LTD. OPTODISC TECHNOLOGY CORPORATION. AIMTRON TECHNOLOGY CORPORATION. FAR EASTERN AIR TRANSPORT CORPORATION. EVERELITE TECHNOLOGY CO., LTD. TAK TECHNOLOGY CO., LTD. DING ING TECHNOLOGY CO., LTD.	19	佳龍、謙裕、聯茂、嘉聯益、詮欣、淳安電子、尖點、炎洲、皇鼎建設、威力盟、川湖、昇貿科技、懷特、華興電子、光鼎電子、全科科技、羅昇企業、競國實業、致新 SUPER DRAGON TECHNOLOGY CO., LTD. WHA YU INDUSTRIAL CO., LTD. ITEQ CORPORATION. CAREER TECHNOLOGY (MFG.) CO., LTD. CHANT SINCERE CO., LTD. SHUN ON ELECTRONIC CO., LTD. TOPOINT TECHNOLOGY CO., LTD. YEMCHIO.COM.LTD. FOUNDING CONSTRUCTION DEVELOPMENT CO., LTD. WELLYPOWER OPTRONICS CORPORATION. KING SLIDE WORKS CO., LTD. SHENMAO TECHNOLOGY INC. PHYTO HEALTH CORPORATION. LEDTECH ELECTRONICS CORP. PARA LIGHT ELECTRONICS CO., LTD. ALLTEK TECHNOLOGY CORP. ACE PILLAR CO., LTD. APCB INC. GLOBAL MIXED-MODE TECHNOLOGY INC.	鼎大科技、飛雅高科技、建台水泥、碼斯特科技、和立聯合、得捷 PROTOP TECHNOLOGY CO., LTD. FEYA TECHNOLOGIES CO., LTD. CHIEN TAI CEMENT CO., LTD. MASTER ADVANCED CO., LTD. HELIX TECHNOLOGY INC. SMARTEAM CORPORATION.	539

年度 Year	新上櫃 家數 No. of New Listing	下櫃公司 Delisted Company		轉台灣證券交易所上市 Transfer to TWSE Listing		管理股票 Supervised Stock	至年底上櫃 公司合計 No. of Listing by Year-end
		家數 No.	公司名稱 Company	家數 No.	公司名稱 Company		
2009	25	9	詮鼎、和立聯合、鼎大、禾鴻、基泰營造、飛雅、佳鼎、亞智、和樂 Asian Information Technology Inc. Helix Technology Inc. Protop Technology Co., LTD. Advanced Research, Engineering and Consulting, Inc. Kitai Construction & Development Inc. FEYA Technologies Co., LTD. VERTEX PRECISION ELECTRONICS, INC. INTECH MACHINES CO., LTD. HOLA HOME FURNISHINGS Co., Ltd.	9	新天地、聚鼎、瀚荃、百一、富鼎、信錦、迅杰、台虹、晟鈦 New Palace International Co., Ltd. POLYTRONICS TECHNOLOGY CORP. CviLux Corporation. Prime Electronics & Satellitics Inc. Advanced Power Electronics Corp. SYNCMOLD ENTERPRISE CORP. ENE Technology Inc. TAIFLEX Scientific Co.,Ltd. CHEER TIME ENTERPRISE CO., LTD.	建台、華宇、精碟、碼斯特、得捷、佳鼎 CHIEN TAI CEMENT CO.,LTD. Arima Photovoltaic & Optical Corp. PRODISC TECHNOLOGY INC. MASTER ADVANCED CO.,LTD. SMARTTEAM CORPORATION. VERTEX PRECISION ELECTRONICS, INC	546

註：「新上櫃家數」包含管理股票家數。

Note: "No. of new listing" include supervised stocks.

4

98年度上櫃公司現金增資及無償配股總額表

Cash Capital Increase and Gratuitous Stock Distribution of GTSM-Listed Companies in 2009

項 目 Item	金 額 (新台幣億元) Amount (in NT\$ 100 million)	百 分 比 Percentage
現金增資 Capital Increase by Cash	389.3	79.35%
無償配股 Gratuitous Stock Distribution	101.3	20.65%
合 計 Total	490.6	100%

5 98年度上櫃公司資本變動統計表

Capital Change of GTSM General Board Listed Companies in 2009

年/月 Yr / Mo	初次上櫃公司 Initial Public Offering		增資 Capital Increased						
	家數 No.	金額 Amount	現金增資 Capital Increased by Cash		盈餘轉增資 Capital Increased by Earnings Recapitalization		資本公積轉增資 Capital Increase out of Capital Reserve		
			家數 No.	金額 Amount	家數 No.	金額 Amount	家數 No.	金額 Amount	
2009/01	3	1.39	-	-	-	-	-	-	
2009/02	3	1.13	2	0.22	-	-	-	-	
2009/03	2	0.98	2	23.60	-	-	-	-	
2009/04	3	13.75	-	-	-	-	-	-	
2009/05	1	0.72	-	-	-	-	-	-	
2009/06	2	1.71	2	0.21	3	0.22	-	-	
2009/07	2	5.47	5	1.41	48	2.89	10	0.42	
2009/08	4	1.89	5	7.66	76	3.76	14	0.60	
2009/09	1	0.44	5	1.79	26	1.54	7	0.19	
2009/10	1	0.35	1	0.15	8	0.49	-	-	
2009/11	1	0.53	8	2.70	1	0.02	-	-	
2009/12	1	0.33	7	1.19	-	-	-	-	
2009	24	28.69	37	38.93	162	8.92	31	1.21	

單位：十億元
Unit:NT\$Billion

	合併增資 Capital Increased by Acquisition		其 他 Others		減 資 Capital Decreased		終止上櫃 Delisted		資本變動 合計數 Total Amount of Changes in Capital
	家數 No.	金額 Amount	家數 No.	金額 Amount	家數 No.	金額 Amount	家數 No.	金額 Amount	
	-	-	33	1.30	27	1.32	-	-	1.37
	-	-	33	1.15	14	0.63	1	2.56	-0.69
	-	-	29	2.72	29	1.57	1	0.59	25.14
	-	-	30	1.71	15	0.79	1	2.44	12.23
	-	-	47	3.03	20	0.87	3	1.78	1.11
	-	-	49	2.65	4	0.12	1	0.26	4.39
	-	-	25	1.45	5	0.05	-	-	11.58
	-	-	55	1.79	6	1.11	-	-	14.59
	-	-	77	10.44	6	1.99	2	1.35	11.04
	-	-	79	1.28	17	5.26	1	0.93	-3.92
	-	-	85	0.96	12	4.88	-	-	-0.67
	-	-	101	3.65	4	4.15	7	7.52	-6.51
	-	-	643	32.13	159	22.74	17	17.43	69.66

6 98年度上櫃股票交易情形統計表

Trading of GTSM-Listed Stocks in 2009 - by Month

項目 Item	1月 Jan.	2月 Feb.	3月 Mar.	4月 Apr.	5月 May
股票總成交值 (億元) Total Trading Value (NT\$100MM)	946.66	1,576.90	2,994.42	4,670.13	5,107.39
股票總成交股數 (千股) Total Volume (1,000 shares)	5,352,618	8,715,567	14,431,531	20,906,965	17,221,453
股票總成交筆數 Total Number of Transactions	1,498,992	2,349,362	4,012,573	5,296,482	4,668,186
股票交易日數 Trading Days	15	20	22	22	18
股票平均日成交值 (億元) Average Daily Trading Value (NT\$100MM)	63.11	78.84	136.11	212.28	283.74
股票平均日成交量 (千股) Daily Average Volume (1,000 shares)	356,841	435,778	655,979	950,317	956,747
股票平均日成交筆數 (筆) Daily Average Number of Transactions	99,933	117,468	182,390	240,749	259,344
股票每筆交易平均金額 (千元) Average Value Per Transaction (NT\$1,000)	63.15	67.12	74.63	88.17	109.41
股票每筆交易平均股數 (千股) Average Volume Per Transaction (1,000 shares)	3.57	3.71	3.60	3.95	3.69
股票月底指數 End-of-month Index	60.49	67.84	79.10	91.49	111.53

	6月 Jun.	7月 Jul.	8月 Aug.	9月 Sep.	10月 Oct.	11月 Nov.	12月 Dec.	合計 Total
	4,589.69	6,046.21	4,056.63	5,519.23	4,672.62	4,355.58	7,854.14	52,389.59
	13,150,152	15,634,178	11,802,444	15,229,440	14,296,664	11,835,528	20,215,383	168,791,922
	4,210,789	5,124,562	3,892,380	5,259,643	4,881,399	4,288,778	7,151,894	52,635,040
	23	23	20	22	22	21	23	251
	199.55	262.88	202.83	250.87	212.39	207.41	341.48	208.72
	571,746	679,747	590,122	692,247	649,848	563,597	878,930	672,478
	183,078	222,807	194,619	239,075	221,882	204,228	310,952	209,701
	109.00	117.98	104.22	104.94	95.72	101.56	109.82	99.53
	3.12	3.05	3.03	2.90	2.93	2.76	2.83	3.21
	99.56	117.54	110.55	124.99	120.91	129.23	150.05	150.05

7 98年度上櫃公司產業別財務資訊統計表 Financial Information of GTSM-Listed Companies in 2009 - by Sector

產業別 Sector	公司家數 No. of Company		營業收入 (百萬元) Revenues (NT\$1M)		營業收入平均值 Average Revenue		營收均值成長率 (%) Growth (%)
	97	98	97	98	97	98	
生技醫療業 Biotechnology & Medical Care	26	26	21,235	26,165	817	1,006	23.22
食品工業 Food	2	2	2,224	2,317	1,112	1,159	4.18
塑膠工業 Plastic	6	6	8,217	6,664	1,370	1,111	-18.90
紡織纖維 Textile	10	9	8,551	6,855	855	762	-10.93
電機機械 Electrical Machinery	24	25	34,067	26,170	1,419	1,047	-26.25
電器電纜 Electrical & Cable	1	1	1,882	1,091	1,882	1,091	-42.03
化學工業 Chemical	14	15	20,469	17,443	1,462	1,163	-20.46
玻璃陶磁業 Glass & Ceramic	-	-	-	-	-	-	-
通訊網路業 Communications & Internet	33	33	40,971	30,398	1,242	921	-25.81
鋼鐵工業 Iron & Steel	11	11	55,941	37,094	5,086	3,372	-33.69
橡膠工業 Rubber	2	2	3,315	2,141	1,658	1,071	-35.41
資訊服務業 Information Service	31	29	47,601	48,445	1,536	1,671	8.79
其他電子工業 Other Electronics	33	36	63,885	72,960	1,936	2,027	4.69
半導體業 Semiconductor	60	62	233,041	180,256	3,884	2,907	-25.15

產業別 Sector	公司家數 No. of Company		營業收入 (百萬元) Revenues (NT\$1M)		營業收入平均值 Average Revenue		營收均值成長率 (%) Growth (%)
	97	98	97	98	97	98	
電腦及週邊設備業 Computer & Peripheral Equipment	47	50	216,734	199,922	4,611	3,998	-13.29
光電業 Optoelectronic	40	42	120,584	98,691	3,015	2,350	-22.05
電子零組件業 Electronic Parts & Components	98	96	148,466	119,491	1,515	1,245	-17.84
電子通路業 Electronic Products Distribution	24	23	98,184	89,656	4,091	3,898	-4.72
建材營造 Building Material & Construction	16	16	42,312	38,642	2,645	2,415	-8.67
航運業 Shipping & Transportation	4	5	4,344	3,886	1,086	777	-28.43
觀光事業 Tourist	5	4	6,304	4,854	1,261	1,214	-3.75
金融業 Financial	7	9	35,412	42,894	5,059	4,766	-5.79
貿易百貨 Trading & consumers' Goods	8	7	53,293	50,110	6,662	7,159	7.46
油電燃料業 Gas & Electricity	4	4	8,795	8,761	2,199	2,190	-0.39
管理股票 Supervised	6	6	203	2,732	34	455	1,245.81
其他業 Others	27	27	51,656	43,016	1,913	1,593	-16.73

註：1. 98年度數據係自結數。

2. 金融保險業之金控公司營收採其各子公司營收合計數。

Notes: 1. 2009 figures are based on unaudited data.

2. Revenues of financial holding companies in finance/insurance sector include those of subsidiaries.

8 98年度上櫃股票產業別交易量值表 Turnover of Stock Trades in 2009 - by Sector

產業類別 Industry	總成交金額 (億元) Total Trading Value (NT\$100MM)
食品工業 Food	14.81
塑膠工業 Plastic	91.21
紡織纖維 Textile	60.74
電機機械 Electrical Machinery	515.93
電器電纜 Electrical & Cable	9.73
鋼鐵工業 Iron & Steel	380.83
橡膠工業 Rubber	8.62
建材營造 Building material & Construction	682.54
航運業 Shipping & Transportation	121.27
觀光事業 Tourism	581.35
金融業 Financial	1,543.96
貿易百貨 Trading & Consumers' Goods	106.59
化學工業 Chemical	506.18
生技醫療 Biotechnology & Medical Care	2,485.46
油電燃氣業 Gas & electricity	12.86
半導體業 Semiconductor	14,087.09
電腦及週邊設備業 Computer & Peripheral Equipment	8,274.45
光電業 Optoelectronic	6,720.89
通信網路業 Communications & Internet	2,151.33
電子零組件業 Electronic Parts & Components	4,334.36
電子通路業 Electronic Products Distribution	493.37
資訊服務業 Information Service	5,761.60
其他電子業 Other Electric Products	2,568.01
管理股票 Supervised	3.84
其他 Others	872.56
合計 Total	52,389.59

註：本表僅列計櫃檯買賣股票交易系統部分。

Note: Data include trades through GTSM stock trading system only.

	百分比 (%) Percentage (%)	總成交股數 (千股) Total Volume (1000 shares)	百分比 (%) Percentage (%)
	0.03	136,075	0.08
	0.17	504,054	0.30
	0.12	571,211	0.34
	0.98	1,996,178	1.18
	0.02	53,498	0.03
	0.73	1,969,533	1.17
	0.02	43,016	0.03
	1.30	4,667,722	2.77
	0.23	539,751	0.32
	1.11	3,688,065	2.18
	2.95	13,772,471	8.16
	0.20	855,756	0.51
	0.97	2,146,641	1.27
	4.74	5,204,362	3.08
	0.02	104,398	0.06
	26.89	57,526,429	34.08
	15.79	13,855,292	8.21
	12.83	15,692,371	9.30
	4.11	6,899,997	4.09
	8.27	19,346,296	11.46
	0.94	2,951,920	1.75
	11.00	5,909,602	3.50
	4.90	6,549,911	3.88
	0.01	375,745	0.22
	1.67	3,431,628	2.03
	100.00	168,791,922	100.00

9 98年度上櫃股票成交量排行——電腦交易部分

Ranking of GTSM-Listed Stocks in 2009 by Trading Volume-Electronic Trading

排行 Ranking	編號 Symbol	公司名稱 Name of Company	成交量 (千股) Trading Volume (1,000 shares)	占總成交量比 (%) Percentage of Total Volume (%)
1	5346	力晶半導體 Powerchip Semiconductor Corp.	20,558,643	12.18%
2	6008	凱基證券 KGI Securities Co. LTD.	6,281,169	3.72%
3	5387	茂德科技 ProMOS Technologies Inc.	5,360,770	3.18%
4	5820	日盛金控 JIH SUN FINANCIAL HOLDING CO., LTD	4,105,950	2.43%
5	8069	元太科技 PRIME VIEW INTERNATIONAL CO., LTD.	3,919,404	2.32%
6	5701	劍湖山世界 JANFUSUN FANCYWORLD CORP	3,434,075	2.03%
7	5347	世界先進積體電路 Vanguard International Semiconductor Co.	2,435,639	1.44%
8	5371	中強光電 Coretronic Corporation	2,365,328	1.40%
9	5512	力麒建設 RICH DEVELOPMENT CO.,LTD.	2,287,102	1.35%
10	6182	合晶科技 WAFER WORKS CORP.	2,248,292	1.33%
11	5483	中美矽晶製品 Sino-American Silicon Products Inc.	2,042,896	1.21%
12	3260	威剛科技 A-DATA Technology Co., Ltd.	1,924,982	1.14%
13	1785	光洋應用材料科技 Solar Applied Materials Technology Corp.	1,840,909	1.09%
14	5351	鈺創科技 Etron Technology, Inc.	1,762,915	1.04%
15	6244	茂迪 MOTECH IND USTRIES INC	1,688,147	1.00%

排行 Ranking	編號 Symbol	公司名稱 Name of Company	成交量 (千股) Trading Volume (1,000 shares)	占總成交量比 (%) Percentage of Total Volume (%)
16	3264	欣銓科技 Ardentec Corporation	1,678,100	0.99%
17	6180	遊戲橘子數位科技 GAMANIA DIGITAL ENTERTAINMENT CO.,LTD.	1,435,112	0.85%
18	6147	碩邦科技 CHIPBOND TECHNOLOGY CORPORATION	1,405,591	0.83%
19	6016	康和證券 Concord Securities Co.,Ltd.	1,311,333	0.78%
20	5381	合正科技 UNIPLUS ELECTRONICS CO.,LTD.	1,298,619	0.77%
21	5521	工信工程 KUNG SING ENGINEERING CORPORATION	1,256,357	0.74%
22	5425	台灣半導體 TAIWAN SEMICONDUCTOR CO., LTD.	1,243,621	0.74%
23	6188	廣明光電 Quanta Storage Inc.	1,201,413	0.71%
24	6129	普誠科技 Princeton Technology Corporation	1,196,259	0.71%
25	8261	富鼎先進電子 Advanced Power Electronics Corp	1,195,166	0.71%
26	8299	群聯電子 Phison Electronics Corp.	1,165,322	0.69%
27	6138	茂達電子 Anpec Electronics Corporation	1,153,046	0.68%
28	5009	榮剛材料科技 GLORIA MATERIAL TECHNOLOGY CORP	1,077,331	0.64%
29	3095	及成企業 TAIWAN CHI CHENG ENTERPRISE CO., LTD	1,063,901	0.63%
30	6509	聚和國際 TAIWAN HOPAX CHEMS.MFG.CO.,LTD.	1,029,189	0.61%

10 98年度上櫃股票成交值排行——電腦交易部分

Ranking of GTSM-listed Stocks in 2009 by Trading Value -Electronic Trading

排行 Ranking	編號 Symbol	公司名稱 Name of Company	成交金額 (億元) Trading Amount (NT\$100M)	占總成交金額比 (%) Percentage of Total Turnover (%)
1	3227	原相科技 PixArt Imaging Inc.	2,360.17	4.51%
2	8299	群聯電子 Phison Electronics Corp.	2,285.69	4.36%
3	6244	茂迪 MOTEC INDUSTRIES INC	1,763.71	3.37%
4	5483	中美矽晶製品 Sino-American Silicon Products Inc.	1,631.59	3.11%
5	8069	元太科技 PRIME VIEW INTERNATIONAL CO., LTD.	1,528.79	2.92%
6	3083	中華網龍 CHINESE GAMER INTERNATIONAL CORPORATION	1,485.37	2.84%
7	5478	智冠科技 SOFT-WORLD INTERNATIONAL CORPORATION	1,454.56	2.78%
8	6182	合晶科技 WAFER WORKS CORP.	1,235.39	2.36%
9	1785	光洋應用材料科技 Solar Applied Materials Technology Corp.	1,219.38	2.33%
10	3260	威剛科技 A-DATA Technology Co., Ltd.	1,091.37	2.08%
11	6121	新普科技 SIMPLO TCHNOLOGY CO.,LTD.	1,028.85	1.96%
12	6008	凱基證券 KGI Securities Co. LTD.	896.99	1.71%
13	5346	力晶半導體 Powerchip Semiconductor Corp.	876.94	1.67%
14	3211	順達科技 Dynapack International Technology Corporation	807.55	1.54%
15	5371	中強光電 Coretronic Corporation	796.93	1.52%

排行 Ranking	編號 Symbol	公司名稱 Name of Company	成交金額 (億元) Trading Amount (NT\$100M)	占總成交金額比 (%) Percentage of Total Turnover (%)
16	3452	益通光能 E-TON SOLAR TECH. CO., LTD	780.14	1.49%
17	8076	伍豐科技 FIRICH ENTERPRISES CO.,LTD.	701.63	1.34%
18	6180	遊戲橘子數位科技 GAMANIA DIGITAL ENTERTAINMENT CO.,LTD.	688.12	1.31%
19	3293	鈦象電子 INTERNATIONAL GAMES SYSTEM CO.,LTD.	667.64	1.27%
20	6188	廣明光電 Quanta Storage Inc.	649.53	1.24%
21	4105	台灣東洋藥品工業 TTY BIOPHARM COMPANY LIMITED	621.55	1.19%
22	6278	台灣表面黏著科技 Taiwan Surface Mounting Technology Corp.	435.77	0.83%
23	5701	劍湖山世界 JANFUSUN FANCYWORLD CORP	432.56	0.83%
24	6243	迅杰科技 ENE Technology Inc.	428.15	0.82%
25	6138	茂達電子 Anpec Electronics Corporation	393.83	0.75%
26	3546	宇峻奧汀科技 Userjoy Technology Co.,Ltd.	389.16	0.74%
27	6143	振曜科技 NETRONIX,INC.	383.08	0.73%
28	5392	應華精密科技 AVY Precision Technology INC.	372.47	0.71%
29	3527	聚積科技 Macroblock, Inc.	368.40	0.70%
30	8261	富鼎先進電子 Advanced Power Electronics Corp	347.64	0.66%

11 98年度上櫃股票漲幅排行

Ranking of GTSM-Listed Stocks in 2009 by Percentage of Price Increase

排行 Rank	編號 Symbol	公司名稱 Name of Company
1	8277	商丞科技 UNIFOSA CORP.
2	5480	統盟電子 T-MAC TECHVEST PCB CO., LTD.
3	6186	晶磊興業 Jinglay ,INC.
4	5410	國眾電腦 LEO SYSTEMS, INC.
5	6143	振曜科技 NETRONIX,INC.
6	6246	臺龍電子 Taiwan Thick-Film Ind. Corp
7	3205	佰研生化科技 Sagittarius Life Science Corp.
8	3260	威剛科技 A-DATA Technology Co., Ltd.
9	4415	美嘉生電 Mega Biotech & Electronics Co., Ltd.
10	3552	同致電子 TUNG THIH ELECTRONIC CO., LTD.
11	1333	恩得利工業 Entery Industrial Co., Ltd.
12	3164	景岳生物科技 GenMont Biotech Inc.
13	3068	美磊科技 MAG.LAYERS Scientific-Technics Co.,Ltd.
14	5349	先豐通訊 BOARDTEK ELECTRONICS COR.
15	3284	太普高精密影像 TOP HIGH IMAGE CORP.
16	3339	泰谷光電科技 TEKCORE CO., LTD
17	6238	勝麗國際 INTERNATIONAL BRANDING MARKETING INC.
18	8935	邦泰複合材料 PONTEX POLYBLEND CO.,LTD
19	3312	弘憶國際 G.M.I Technology Inc.
20	6173	信昌電子陶瓷 PROSPERITY DIELECTRICS CO., LTD.
21	6150	撼訊科技 Tul Corporation
22	8069	元太科技工業 PRIME VIEW INTERNATIONAL CO., LTD.
23	8240	華宏新技 WAH HONG INDUSTRIAL CORP.
24	3431	長天科技 Holux Technology Inc.
25	6219	富旺國際開發 Topvision Display Technologies,Inc.

註：本表還原除權息後價格計算漲幅。

Note: Changes were calculated based on ex-right prices.

	98年底收市價或最後均價(元) 2009 Closing or Final Average (NT\$)	97年底收市價或最後均價(元) 2008 Closing or Final Average (NT\$)	漲幅(%) Change (%)	備註 Remark
	112.00	3.54	3063.84%	減資 Capital Decreased
	36.95	2.62	1310.31%	減資 Capital Decreased
	29.05	2.30	1163.04%	減資 Capital Decreased
	35.85	3.92	814.54%	
	131.00	15.30	771.24%	
	16.80	2.01	735.82%	
	34.55	4.69	636.67%	減資 Capital Decreased
	104.50	14.20	635.92%	
	59.20	8.09	631.77%	
	130.50	20.00	595.05%	新上櫃 New Lsting
	22.00	3.24	579.01%	
	76.20	11.95	546.03%	
	85.00	13.30	545.86%	
	20.15	3.13	543.77%	
	24.75	3.96	525.00%	
	40.70	6.80	521.47%	
	11.70	1.90	515.79%	
	13.15	2.18	515.14%	減資 Capital Decreased
	26.80	4.45	502.25%	
	26.70	4.52	498.45%	
	51.80	8.87	490.08%	
	84.20	14.60	485.82%	
	76.80	13.75	466.18%	
	29.95	5.30	465.09%	
	13.85	2.46	463.01%	減資 Capital Decreased

12 98年度上櫃股票跌幅排行

Ranking of GTSM-Listed Stocks in 2009 by Percentage of Price Decrease

排行 Rank	編號 Symbol	公司名稱 Name of stock
1	8934	世巨科技 CKT TECHNOLOGY CO., LTD
2	2396	精碟科技 PRODISC TECHNOLOGY INC.
3	5201	凱衛資訊 K WAY INFORMATION CORPORATION
4	4907	正華通訊 C-COM CORPORATION
5	4502	源恆工業 YUAN FENG INDUSTRIAL CO LTD
6	5206	經緯科技 UNIVERSAL TECHNOLOIGY SYSTEMS INC.
7	6240	松崗資產管理 Sung Gang Asset Management Corp.Limited
8	6242	聯豪科技 BAFO TECHNOLOGIES CORP.
9	5387	茂德科技 ProMOS Technologies Inc.
10	8084	巨虹電子 -CHIP HOPE CO., LTD

註：本表還原除權息後價格計算跌幅。

Note : Changes were calculated based on ex-right prices.

	98年底收市價或最後均價(元) 2009 Closing or Final Average (NT\$)	97年底收市價或最後均價(元) 2008 Closing or Final Average (NT\$)	漲幅(%) Change(%)	備註 Remark
	2.70	7.18	-62.40%	
	0.62	1.49	-58.39%	管理股票 Supervised
	17.80	30.50	-41.64%	
	7.56	9.98	-24.25%	
	2.05	2.48	-17.34%	
	1.98	2.39	-17.15%	
	2.38	2.85	-16.49%	
	4.10	4.79	-14.41%	減資 Capital Decreased
	2.16	2.43	-11.11%	
	17.05	18.30	-6.83%	

13 98年度上櫃股票波幅排行

Ranking of GTSM-Listed Stocks in 2009 by Fluctuation of Share Price

排行 Rank	編號 Symbol	公司名稱 Name of Company	收市價(元) Closing (NT\$)		
			最高價 High	最低價 Low	波幅 Change (%)
1	5318	佳鼎科技 VERTEX PRECISION ELECTRONICS,INC.	21.60	0.21	10,185.71
2	8277	商丞科技 UNIFOSA CORP.	112.00	2.11	5,208.06
3	4415	美嘉生電 Mega Biotech & Electronics Co., Ltd.	145.00	7.51	1,830.76
4	6186	晶磊興業 Jinglay ,INC.	31.05	1.93	1,508.81
5	5480	統盟電子 T-MAC TECHVEST PCB CO., LTD.	39.35	2.50	1,474.00
6	3252	海灣國際科技 Baytek International Tech., Co., Ltd	11.50	0.98	1,073.47
7	3144	新揚科技 ThinFlex Corporation	16.45	1.44	1,042.36
8	3205	佰研生化科技 Sagittarius Life Science Corp.	40.35	3.90	934.62
9	6402	基泰營造 KITAI CONTRACTORS	3.92	0.39	905.13
10	6246	臺龍電子 Taiwan Thick-Film Ind. Corp	18.90	1.89	900.00
11	5432	達威光電 DATA INTERNATIONAL CO., LTD	8.74	0.88	893.18
12	1333	恩得利工業 Entery Industrial Co., Ltd.	24.35	2.55	854.90
13	5410	國眾電腦 LEO SYSTEMS, INC.	35.85	3.80	843.42
14	6250	宇加科技 UNION PLUS TECHNOLOGY CO., LTD	17.40	1.86	835.48
15	6294	智基科技開發 Tekom Technologies, Inc	3.10	0.34	811.76

排行 Rank	編號 Symbol	公司名稱 Name of Company	收市價(元) Closing (NT\$)		
			最高價 High	最低價 Low	波幅 Change (%)
16	6143	振曜科技 NETRONIX,INC.	136.50	15.05	806.98
17	4113	聯上實業 WE&WIN DIVERSIFICATION CO.,LTD.	32.55	4.12	690.05
18	6219	富旺國際開發 Topvision Display Technologies,Inc.	14.35	1.89	659.26
19	6238	勝麗國際 INTERNATIONAL BRANDING MARKETING INC.	13.60	1.82	647.25
20	8935	邦泰複合材料 PONTEX POLYBLEND CO.,LTD	15.20	2.04	645.10
21	3260	威剛科技 A-DATA Technology Co., Ltd.	104.50	14.35	628.22
22	3068	美磊科技 MAG.LAYERS Scientific-Technics Co.,Ltd.	85.00	11.70	626.50
23	5395	圓方創新 Elements Innovation Co., Ltd.	5.70	0.80	612.50
24	5349	先豐通訊 BOARDTEK ELECTRONICS COR.	20.40	2.93	596.25
25	5902	德記洋行 Tait Marketing & Distribution Co., Ltd.	13.65	1.98	589.39
26	6259	百微 BULL WILL CO., LTD.	14.20	2.06	589.32
27	5204	得捷 SMARTTEAM CORPORATION	6.58	0.98	571.43
28	3312	弘憶國際 G.M.I Technology Inc.	28.20	4.20	571.43
29	3164	景岳生物科技 GenMont Biotech Inc.	83.70	12.50	569.60
30	8049	晶采光電科技 AMPIRE CO., LTD	20.15	3.06	558.50

註：除權除息未予調整。

Note : Prices are not adjusted by ex-right or ex-dividend.

14

98年底上櫃公司外資持股比例排行

Ranking of GTSM-Listed Stocks by Percentage of Shares Held by Foreign Investors at End of 2009

排行 Rank	編號 Code	公司名稱 Name of Company	外資持有股數 (千股) Shares Held by Foreign Investors (1,000 shares)	外資持有比率% of Foreign Shareholding
1	6211	福登精密工業 Full Rise Electronic Co.,Ltd.	33,873	72.47
2	3093	台灣港建 TAIWAN KONG KING CO.,LTD	24,541	67.62
3	5820	日盛金控 JIH SUN FINANCIAL HOLDING CO., LTD	2,849,644	63.02
4	5206	經緯科技 UNIVERSAL TECHNOLOIGY SYSTEMS INC.	28,094	61.50
5	3087	翔準先進光罩 Photronics Semiconductor Mask Corp.	165,000	57.89
6	5903	全家便利商店 Taiwan FamilyMart.Co.,Ltd.	116,801	52.32
7	6217	中國探針 C.C.P.CONTACT PROBES CO.,LTD	20,650	52.31
8	3265	台灣星科金朋半導體 STATS ChipPAC Taiwan Semiconductor Corp.	142,081	52.13
9	6609	台灣瀧澤科技 TAIWAN TAKISAWA TECHNOLOGY CO., LTD.	30,334	51.44
10	8182	加高電子 HARMONY ELECTRONICS CORP	41,350	50.57
11	3570	大塚資訊科技 Otsuka Information Technology Corp.	7,620	46.92

排行 Rank	編號 Code	公司名稱 Name of Company	外資持有股數（千股） Shares Held by Foreign Investors (1,000 shares)	外資持有比率% of Foreign Shareholding
12	6008	凱基證券 KGI Securities Co. LTD.	1,427,743	44.51
13	8299	群聯電子 Phison Electronics Corp.	58,626	39.95
14	5371	中強光電 Coretronic Corporation	276,445	38.18
15	6121	新普科技 SIMPLO TCHNOLOGY CO.,LTD.	85,103	36.74
16	4103	百略醫學科技 MICROLIFE CORPORATION	43,732	35.78
17	6259	百微 BULL WILL CO., LTD.	21,300	35.38
18	1565	精華光學 St.Shine Optical Co.,Ltd.	16,745	33.21
19	4706	大恭化學工業 TAH KONG CHEMICAL INDUSTRIAL CORP.	25,510	32.27
20	3508	位速科技 Ways Technical Corp., LTD	29,786	32.08

註：以上外資含外國機構及境內外僑外人，未納入投審會核可之外資。

Note : Data also include shares held by foreign institutional investors and individuals without approval of Investment Commission.

15

98年底上櫃公司外資持股股數排名

Ranking of GTSM-Listed Companies by Number of Shares Held by Foreign Investors at End of 2009

排行 Rank	編號 Code	公司名稱 Name of Company	外資持有股數（千股） Shares Held by Foreign Investors (1,000 shares)	外資持有比率 （%） of Foreign Shareholding
1	5820	日盛金控 JIH SUN FINANCIAL HOLDING CO., LTD	2,849,644	63.02
2	6008	凱基證券 KGI Securities Co. LTD.	1,427,743	44.51
3	5346	力晶半導體 Powerchip Semiconductor Corp.	819,747	10.46
4	5387	茂德科技 ProMOS Technologies Inc.	747,668	10.28
5	5371	中強光電 Coretronic Corporation	276,445	38.18
6	8069	元太科技工業 PRIME VIEW INTERNATIONAL CO., LTD.	269,856	29.90
7	2396	精碟科技 PRODISC TECHNOLOGY INC.	174,203	13.64
8	3087	翔準先進光罩 Photronics Semiconductor Mask Corp.	165,000	57.89
9	3265	台灣星科金朋半導體 STATS ChipPAC Taiwan Semiconductor Corp.	142,081	52.13
10	5347	世界先進積體電路 Vanguard International Semiconductor Co.	138,491	8.25
11	5903	全家便利商店 Taiwan FamilyMart.Co.,Ltd.	116,801	52.32

排行 Rank	編號 Code	公司名稱 Name of Company	外資持有股數（千股） Shares Held by Foreign Investors (1,000 shares)	外資持有比率 （%） of Foreign Shareholding
12	6121	新普科技 SIMPLO TECHNOLOGY CO.,LTD.	85,103	36.74
13	8299	群聯電子 Phison Electronics Corp.	58,626	39.95
14	5304	鼎創達 DBTEL Incorporated	58,310	31.35
15	8053	巨擘科技 PRINCO CORP.	52,504	12.74
16	6124	業強科技 YEH-CHIANG TECHNOLOGY CORP.	46,556	24.18
17	4103	百略醫學科技 MICROLIFE CORPORATION	43,732	35.78
18	6244	茂迪 MOTEC INDUSTRIES INC	41,818	13.88
19	8182	加高電子 HARMONY ELECTRONICS CORP	41,350	50.57
20	3372	台灣典範半導體 Taiwan IC Packaging Corporation	37,548	12.41

註：以上外資含外國機構及境內外僑外人，未納入投審會核可之外資。

Note : Data also include shares held by foreign institutional investors and individuals without approval of Investment Commission.

16 98年度上櫃股票主要機構投資人交易概況表 Trading Records of Major Institutional Investors on GTSM in 2009

年/月 Yr/Mo	月成交總金額 Monthly Trading Amount	外資 Foreign Investors				投信 Securities Investment Trust Funds			
		買進 Buy	賣出 Sell	合計 Total	比率 (%)	買進 Buy	賣出 Sell	合計 Total	比率 (%)
2009	52,389.59	1,917.28	1,611.92	3,529.20	3.37	1,464.02	1,341.70	2,805.72	2.68
1	946.66	19.41	33.10	52.51	2.77	38.30	35.51	73.81	3.90
2	1,576.90	36.21	49.14	85.35	2.71	72.54	56.44	128.98	4.09
3	2,994.42	86.77	84.62	171.39	2.86	93.47	91.61	185.08	3.09
4	4,670.13	149.17	103.28	252.45	2.70	134.46	103.83	238.29	2.55
5	5,107.39	212.82	171.75	384.57	3.76	138.68	117.79	256.47	2.51
6	4,589.69	158.10	143.08	301.18	3.28	103.21	146.15	249.36	2.72
7	6,046.21	183.43	163.55	346.98	2.87	170.31	125.76	296.07	2.45
8	4,056.63	175.12	176.22	351.34	4.33	126.37	126.94	253.31	3.12
9	5,519.23	230.35	164.73	395.08	3.58	145.11	150.80	295.91	2.68
10	4,672.62	190.36	169.99	360.35	3.86	111.89	132.82	244.71	2.62
11	4,355.58	195.47	151.37	346.84	3.98	122.67	105.92	228.59	2.62
12	7,854.14	280.07	201.09	481.16	3.06	207.01	148.13	355.14	2.26

註：本表不含議價及標購。

Note: Negotiated and auction trades not included.

單位：億元

Unit : NT\$100 Millions

	自營商 Dealer				合計 Total			
	買進 Buy	賣出 Sell	合計 Total	比率 (%)	買進 Buy	賣出 Sell	合計 Total	比率 (%)
	854.26	793.32	1,647.57	1.57	4,235.56	3,746.94	7,982.50	7.62
	8.73	8.47	17.20	0.91	66.44	77.08	143.52	7.58
	26.29	22.82	49.11	1.56	135.04	128.40	263.44	8.35
	37.31	32.46	69.77	1.17	217.55	208.69	426.24	7.12
	62.69	65.43	128.12	1.37	346.32	272.54	618.86	6.63
	63.70	66.46	130.16	1.27	415.20	356.00	771.20	7.55
	61.56	66.66	128.22	1.40	322.87	355.89	678.76	7.39
	105.79	93.32	199.11	1.65	459.53	382.63	842.16	6.96
	65.31	70.94	136.24	1.68	366.80	374.10	740.90	9.13
	106.64	88.87	195.51	1.77	482.10	404.40	886.50	8.03
	69.40	81.88	151.28	1.62	371.65	384.69	756.34	8.09
	80.62	71.41	152.03	1.75	398.76	328.70	727.46	8.35
	166.22	124.60	290.82	1.85	653.30	473.82	1,127.12	7.18

17 歷年外資開戶及持股總數統計表

Statistics of Accounts Opened and Shares Owned by Foreign Investors

年/月 Yr/Mo	外資持股總數 (千股) Total Shares Held by Foreign Investors	外資開戶數 (戶) Accounts Opened by Foreign Investors
End of 1995	2,907	11
End of 1996	102,555	3,031
End of 1997	133,991	6,331
End of 1998	237,783	9,115
End of 1999	804,556	11,079
End of 2000	967,685	15,670
End of 2001	1,165,777	19,845
End of 2002	922,211	21,945
End of 2003	2,161,399	25,568
End of 2004	4,066,859	33,672
End of 2005	5,576,561	45,607
End of 2006	6,877,291	60,462
End of 2007	7,032,071	75,762

年/月 Yr/Mo	外資持股總數 (千股) Total Shares Held by Foreign Investors	外資開戶數 (戶) Accounts Opened by Foreign Investors
End of 2008	5,933,125	86,962
2009/01	5,730,043	87,229
2009/02	5,606,578	87,793
2009/03	5,579,555	88,000
2009/04	5,983,847	88,780
2009/05	8,021,528	89,922
2009/06	7,790,456	90,681
2009/07	7,363,397	91,332
2009/08	7,996,922	92,332
2009/09	8,166,003	92,948
2009/10	8,884,934	93,422
2009/11	8,961,601	94,751
2009/12	9,107,646	95,463

18 98年度上櫃股票產業別加權股價指數分析表

Analysis of Sector Weighted Price Index of GTSM-listed Stocks in 2009

指數種類 Index	基期 Base (=100)	1月 Jan.			2月 Feb.			
		平均 Ave	最 高 High	最低 Low	平均 Ave	最高 High	最低 Low	
發行量加權 Volume-weighted	841101	63.44	67.13	60.49	64.91	67.84	60.85	
電子類 Electronics	850601	89.00	94.52	84.75	92.95	98.83	85.52	
紡織類 Textile	870601	36.56	37.25	35.37	37.19	38.39	35.76	
機械類 Machinery	870601	38.24	38.97	37.17	37.70	38.48	37.17	
鋼鐵類 Steel	861103	53.61	55.46	51.56	50.87	52.81	48.03	
營建類 Construction	870601	34.87	36.54	34.00	33.65	34.57	32.59	
航運類 Shipping	870601	36.95	39.33	34.92	35.80	36.93	35.15	
觀光類 Tourism	900601	104.86	109.13	98.16	97.27	100.49	93.54	
化工類 Chemicals	870601	38.58	40.99	36.61	37.88	38.52	36.38	
生技醫療 Biotech	960702	53.28	55.31	51.64	54.16	56.32	52.59	
半導體業 Semiconductor	960702	21.90	23.76	19.94	22.76	24.29	20.67	
電腦及週邊設備 Computer & Peripherals	960702	34.32	35.83	33.46	36.03	38.08	33.40	
光電業 Optonics	960702	27.93	30.03	26.55	29.45	31.14	27.21	
通信網路業 Communications & Internet	960702	25.67	27.17	24.92	26.40	28.44	24.65	
電子零組件業 Elec. Parts & Components	960702	26.64	28.19	25.84	27.55	29.12	25.84	
電子通路業 Elec. Product Distributors	960702	31.74	32.70	31.03	33.33	35.01	31.32	
資訊服務業 Information Service	960702	59.17	61.06	57.54	62.56	67.17	56.88	

	3月 Mar.			4月 Apr.			5月 May			6月 Jun.		
	平均 Ave	最高 High	最低 Low	平均 Ave	最高 High	最低 Low	平均 Ave	最高 High	最低 Low	平均 Ave	最高 High	最低 Low
	73.62	81.91	66.56	89.33	95.75	81.64	101.92	111.53	93.30	101.41	111.07	94.70
	106.92	118.97	97.02	128.27	138.46	117.96	148.19	163.52	134.32	146.01	160.72	135.93
	42.94	49.52	36.28	54.76	59.76	50.60	55.41	61.17	51.89	66.75	72.37	61.69
	41.68	46.05	37.43	50.11	53.76	46.25	55.53	57.47	53.25	54.93	57.61	52.85
	51.06	57.10	47.36	59.16	63.52	55.88	67.78	75.41	57.73	70.86	78.16	66.45
	36.33	41.21	31.65	46.69	50.39	42.00	55.50	64.36	48.65	62.44	65.34	59.54
	39.34	41.85	36.09	44.88	48.15	41.71	45.73	47.51	43.96	44.55	47.98	42.10
	111.89	129.01	93.75	165.16	190.09	133.55	171.29	178.71	159.90	176.09	185.07	168.39
	41.22	46.34	37.06	51.13	53.30	48.11	52.75	55.54	50.73	51.19	55.43	48.66
	62.43	72.75	55.37	83.87	90.67	75.48	84.84	88.00	82.51	82.45	88.59	77.37
	25.33	28.73	23.61	31.27	34.20	28.78	34.68	37.76	31.95	31.78	35.78	29.46
	40.22	43.29	37.12	46.97	51.91	42.21	58.69	63.71	52.75	56.92	63.23	52.85
	33.46	37.98	29.85	39.61	42.13	37.14	45.18	52.26	40.11	46.55	51.62	42.86
	31.90	34.39	28.72	36.53	38.60	33.85	40.17	42.91	36.82	39.56	42.95	37.39
	33.16	36.98	29.02	39.52	41.93	36.26	43.51	45.90	40.03	43.31	46.53	40.87
	39.28	44.46	34.89	50.44	54.81	44.43	55.95	58.71	53.09	53.83	58.86	50.07
	77.16	86.88	67.39	93.93	104.30	85.82	121.50	150.24	103.15	134.08	150.84	121.43

指數種類 Index	基期 Base (=100)	7月 Jul.			8月 Aug.			9月 Sep.			
		平均 Ave	最高 High	最低 Low	平均 Ave	最高 High	最低 Low	平均 Ave	最高 High	最低 Low	
發行量加權 Volume-weighted	841101	110.40	117.56	101.54	112.68	117.52	108.54	120.24	125.91	113.94	
電子類 Electronics	850601	161.05	173.59	146.35	165.90	173.47	159.66	178.34	187.30	168.66	
紡織類 Textile	870601	64.28	67.31	61.93	64.38	66.61	61.86	62.92	65.61	60.20	
機械類 Machinery	870601	58.50	62.69	54.42	68.07	72.40	63.83	73.39	77.40	69.83	
鋼鐵類 Steel	861103	71.85	76.35	66.87	72.06	78.88	66.96	70.71	71.92	69.44	
營建類 Construction	870601	67.73	69.05	65.61	65.01	70.11	60.09	65.93	68.01	62.88	
航運類 Shipping	870601	44.50	47.38	43.19	42.84	44.23	42.09	47.15	49.63	43.42	
觀光類 Tourism	900601	186.00	191.63	176.75	152.66	181.08	134.56	151.70	163.76	141.35	
化工類 Chemicals	870601	53.82	57.80	50.34	58.99	60.90	57.67	61.67	66.10	59.34	
生技醫療 Biotech	960702	100.20	110.46	83.44	101.86	109.74	96.12	106.74	112.61	102.79	
半導體業 Semiconductor	960702	33.54	37.46	30.61	34.87	36.92	33.10	36.11	37.93	34.25	
電腦及週邊設備 Computer & Peripherals	960702	64.63	69.32	56.49	66.24	68.98	63.18	72.40	76.74	68.58	
光電業 Optronics	960702	50.79	54.01	47.09	51.57	54.05	49.11	55.03	57.06	52.51	
通信網路業 Communications & Internet	960702	42.77	47.19	38.94	47.21	49.29	45.30	54.13	58.04	49.22	
電子零組件業 Elec. Parts & Components	960702	48.55	54.00	43.44	54.40	57.28	52.10	62.89	67.27	57.17	
電子通路業 Elec. Product Distributors	960702	58.43	64.08	53.54	61.84	64.66	59.59	67.37	73.19	60.59	
資訊服務業 Information Service	960702	156.23	173.24	144.96	146.46	158.83	134.94	149.64	154.72	139.95	

	10月 Oct.			11月 Nov.			12月 Dec.			2009 (1月~12月) 2009 (Jan.~Dec.)			
	平均 Ave	最高 High	最低 Low	平均 Ave	最高 High	最低 Low	平均 Ave	最高 High	最低 Low	最高 High	日期 Date	最低 Low	日期 Date
	126.80	130.05	120.91	126.78	130.62	120.36	138.86	150.05	130.75	150.05	12/31	60.49	1/21
	187.99	193.34	178.62	188.38	195.36	177.99	210.11	227.67	195.68	227.67	12/31	84.75	1/21
	67.31	72.10	64.58	75.79	78.61	72.57	77.80	84.35	74.69	84.35	12/31	35.37	1/21
	79.62	81.51	76.20	80.23	82.04	76.00	84.05	87.85	80.64	87.85	12/31	37.17	1/21
	74.14	77.39	70.32	73.66	75.78	70.05	79.44	88.24	75.50	88.24	12/31	47.36	3/3
	70.69	73.26	67.10	68.78	69.92	66.35	70.28	72.84	68.30	73.26	10/14	31.65	3/3
	48.50	49.97	46.13	47.38	49.39	45.79	52.27	55.85	49.20	55.85	12/29	34.92	1/20
	146.66	151.04	142.40	148.38	154.29	143.46	159.50	166.84	147.35	191.63	7/29	93.54	2/4
	66.47	67.92	63.08	65.25	66.88	62.22	69.85	75.44	66.64	75.44	12/31	36.38	2/2
	109.85	112.18	105.55	109.32	113.18	106.49	119.13	121.06	115.00	121.06	12/15	51.64	1/20
	38.16	39.45	36.56	38.29	39.56	36.10	42.10	45.93	39.20	45.93	12/31	19.94	1/20
	74.18	75.92	69.44	71.73	74.09	69.65	77.02	83.40	72.29	83.40	12/31	33.40	2/2
	59.17	60.57	55.95	61.71	67.61	56.05	75.94	81.46	69.92	81.46	12/31	26.55	1/21
	59.40	62.28	57.07	61.33	65.43	57.03	71.44	77.27	66.21	77.27	12/31	24.65	2/2
	67.48	69.34	64.02	66.45	68.78	63.46	75.53	82.89	68.98	82.89	12/31	25.84	1/21
	75.46	78.11	71.71	73.47	75.05	71.36	79.49	87.90	73.21	87.90	12/31	31.03	1/15
	152.55	157.33	143.46	153.53	157.56	145.45	157.69	170.61	149.73	173.24	7/20	56.88	2/2

19 歷年上櫃股票自營與經紀交易金額統計表 Statistics of Trading Amount by Brokers and Dealers (by Year)

單位：億元 Unit：NT\$100 Millions

年/月 Yr/Mo	自營買進 Dealer Purchase	自營賣出 Dealer Sale	經紀買進 Brokerage Purchase	經紀賣出 Brokerage Sale	合計 Total
1989	-	0.01	-	-	0.01
1990	5.18	6.20	2.61	2.82	16.82
1991	0.52	2.13	3.29	2.20	8.13
1992	0.92	2.77	4.03	3.34	11.06
1993	0.46	0.55	5.64	5.60	12.26
1994	0.53	0.46	5.03	4.90	10.93
1995	2.97	6.54	21.75	20.52	51.78
1996	128.77	129.78	4,404.68	4,403.94	9,067.16
1997	254.18	294.57	22,850.57	22,811.99	46,211.31
1998	267.19	337.58	11,706.39	11,643.03	23,954.19
1999	319.10	352.85	18,675.33	18,645.37	37,992.65
2000	751.03	877.83	44,044.67	43,916.69	89,590.24
2001	423.24	466.01	22,846.43	22,803.66	46,539.33
2002	485.83	578.21	27,461.42	27,369.03	55,894.49
2003	415.02	443.48	20,210.00	20,181.54	41,250.05
2004	772.62	860.71	33,985.24	33,897.16	69,515.72
2005	1,050.97	1,091.85	30,615.12	30,574.25	63,328.59
2006	1,361.72	1,354.57	49,929.40	49,936.55	102,582.24
2007	1,925.81	2,058.20	83,448.15	83,315.75	170,747.91
2008	492.32	517.59	32,360.54	32,335.27	65,705.72
2009	854.24	793.32	51,535.36	51,596.28	104,779.19
1	8.73	8.47	937.93	938.20	1,893.33
2	26.29	22.82	1,550.61	1,554.08	3,153.79
3	37.31	32.46	2,957.11	2,961.96	5,988.83
4	62.69	65.43	4,607.44	4,604.70	9,340.26
5	63.70	66.46	5,043.69	5,040.93	10,214.78
6	61.56	66.66	4,528.13	4,523.03	9,179.38
7	105.79	93.32	5,940.42	5,952.88	12,092.41
8	65.31	70.94	3,991.33	3,985.69	8,113.27
9	106.64	88.87	5,412.59	5,430.35	11,038.45
10	69.40	81.88	4,603.22	4,590.74	9,345.25
11	80.62	71.41	4,274.95	4,284.17	8,711.15
12	166.22	124.60	7,687.92	7,729.54	15,708.28

20 98年度櫃檯買賣市場開戶數及證券商家數統計表
Number of Accounts and Securities Firms on GTSM in 2009

年/月 Yr/Mo	櫃檯買賣投資人 累計開戶數 Accumulated GTSM Accounts Opened	櫃檯買賣證券商家數 No. of Securities Firms on GTSM	
		證券商 (含兼營債券) Securities Firms (Stocks and Bonds)	專營債券商 Securities Firms (Bonds Only)
2009	12,013,446	1,058	82
1	11,655,322	1,071	84
2	11,664,885	1,069	84
3	11,698,553	1,061	84
4	11,752,590	1,061	84
5	11,811,766	1,058	84
6	11,854,469	1,055	84
7	11,898,034	1,055	82
8	11,939,030	1,048	82
9	11,959,987	1,048	82
10	11,994,963	1,050	82
11	12,001,090	1,053	82
12	12,013,446	1,058	82

21 98年度櫃檯買賣中心與臺灣證券交易所發行面比較表 Comparison of Issuance on GTSM and TWSE in 2009

發行 Issuance		1月 Jan.	2月 Feb.	3月 Mar.	4月 Apr.	
掛牌公司數 (家) No. of Listing	櫃檯買賣中心 GTSM	542	544	546	547	
	證券交易所 TWSE	719	720	725	724	
總資本額 (10億元) Total Market Capitalization (NT\$1b)	櫃檯買賣中心 GTSM	704.44	703.75	728.89	741.12	
	百分比 (%)	11.02	11.01	11.39	11.57	
	證券交易所 TWSE	5,690.12	5,687.62	5,673.25	5,663.26	
	百分比 (%)	88.98	88.99	88.61	88.43	
總市值 (10億元) Total Market Capitalization (NT\$1b)	櫃檯買賣中心 GTSM	730.67	819.87	969.63	1,128.73	
	百分比 (%)	6.31	6.58	6.84	6.96	
	證券交易所 TWSE	10,844.28	11,636.28	13,199.27	15,097.74	
	百分比 (%)	93.69	93.42	93.16	93.04	

	5月 May	6月 Jun.	7月 Jul.	8月 Aug.	9月 Sept.	10月 Oct.	11月 Nov.	12月 Dec.
	545	546	548	552	551	551	552	546
	725	727	726	728	730	731	732	741

	742.23	746.62	758.20	772.79	783.83	779.91	779.23	772.73
	11.59	11.64	11.72	11.92	12.04	11.95	11.94	11.81
	5,663.51	5,670.03	5,712.34	5,709.40	5,724.42	5,747.68	5,745.68	5,772.90
	88.41	88.36	88.28	88.08	87.96	88.05	88.06	88.19

	1,376.39	1,236.45	1,471.81	1,407.05	1,592.46	1,547.01	1,666.78	1,914.22
	7.35	7.09	7.60	7.51	7.69	7.63	7.91	8.34
	17,348.85	16,214.57	17,893.12	17,329.60	19,107.81	18,727.63	19,402.59	21,033.64
	92.65	92.91	92.40	92.49	92.31	92.37	92.09	91.66

22 98年度櫃檯買賣中心與臺灣證券交易所股票交易面比較表 Comparison of Trading on GTSM and TWSE in 2009

發行 Issuance		1月 Jan.	2月 Feb.	3月 Mar.	4月 Apr.	
成交值 (億元) Trading Value (NT\$100M)	櫃檯買賣中心 GTSM	947	1,577	2,994	4,670	
	百分比 (%)	10.06	10.75	11.48	12.98	
	證券交易所 TWSE	8,460	13,091	23,096	31,322	
	百分比 (%)	89.94	89.25	88.52	87.02	
成交量 (百萬股) Trading Volume (1 million shares)	櫃檯買賣中心 GTSM	5,353	8,716	14,432	20,907	
	百分比 (%)	12.41	13.33	11.79	12.97	
	證券交易所 TWSE	37,776	56,650	107,945	140,322	
	百分比 (%)	87.59	86.67	88.21	87.03	
週轉率 (%) Turnover (%)	櫃檯買賣中心 GTSM	7.60	12.38	19.80	28.21	
	證券交易所 TWSE	6.58	9.84	18.79	24.48	

	5月 May	6月 Jun.	7月 Jul.	8月 Aug.	9月 Sept.	10月 Oct.	11月 Nov.	12月 Dec.
	5,107	4,590	6,046	4,057	5,519	4,673	4,356	7,854
	12.86	13.89	16.62	16.21	17.29	14.39	16.02	21.04
	34,594	28,452	30,323	20,963	26,404	27,790	22,840	29,468
	87.14	86.11	83.38	83.79	82.71	85.61	83.98	78.96

	17,221	13,150	15,634	11,802	15,229	14,297	11,836	20,215
	11.47	11.53	13.20	14.16	15.34	13.73	14.01	18.12
	132,889	100,936	102,778	71,564	84,067	89,863	72,616	91,364
	88.53	88.47	86.80	85.84	84.66	86.27	85.99	81.88

	23.20	17.61	20.62	15.27	19.43	18.33	15.19	26.16
	23.18	17.56	17.69	12.26	14.42	15.37	12.39	15.57

23 98年度上櫃股票除息交易情形一覽表 Trading of Ex-Dividend Stocks in 2009

單位：元
Unit：NT\$

股票代號 Code	公司名稱 Name of Company	日期 Date	除息金額 Dividend	除息前參考價 Reference Price Before Ex-dividend	除息後參考價 Reference price after ex-dividend
6160	欣技資訊 Cipherlab Co.,Ltd.	6.03	3.80	53.00	49.20
4729	熒茂光學 MILDEX OPTICAL INC.	6.04	0.50	40.80	40.30
6151	晉倫科技 GINAR TECHNOLOGY CO.,LTD.	6.10	0.67	12.70	12.03
8924	大田精密 O-TA PRECISION INDUSTRY CO., TLD.	6.15	3.50	43.95	40.45
6125	廣運機械 KENMEC MECHANICAL ENGINEERING CO.,LTD.	6.15	1.50	32.95	31.45
3527	聚積科技 Macroblock, Inc.	6.23	5.98	135.00	129.02
6169	昱泉國際 InterServ International Inc.	6.25	3.95	87.90	83.95
3526	凡甲科技 ALLTOP TECHNOLOGY CO.,LTD	6.25	2.80	63.50	60.70
3438	台灣類比科技 Advanced Analog Technology Inc	6.25	5.00	65.90	60.90
5015	華祺工業 RODEX FASTENERS CORP.	6.25	1.00	16.20	15.20

股票代號 Code	公司名稱 Name of Company	日期 Date	除息金額 Dividend	除息前參考價 Reference Price Before Ex-dividend	除息後參考價 Reference price after ex-dividend
1336	台翰精密科技 TAIHAN PRECISION TECHNOLOGY CO., LTD.	6.26	0.82	17.95	17.13
4609	唐鋒實業 AIRLUX ELETRICAL CO., LTD.	6.26	1.80	18.10	16.30
6224	聚鼎科技 POLYTRONICS TECHNOLOGY CORP.	6.26	2.05	30.00	27.95
4706	大恭化學 TAH KONG CHEMICAL INDUSTRIAL CORP.	6.29	0.50	9.20	8.70
5490	同亨科技 XAC AUTOMATION CORP	6.29	0.63	14.20	13.57
4205	恆義食品 HERNG YIH FOOD INDUSTRIAL CO LTD	6.29	1.50	25.00	23.50
6180	遊戲橘子數位科技 GAMANIA DIGITAL ENTERTAINMENT CO.,LTD.	6.29	1.00	61.50	60.50
2231	為升電裝 CUB ELECPARTS INC.	6.29	2.00	37.10	35.10
3531	先益電子 Shian Yih Electronic Industry Co., Ltd	6.29	1.50	27.90	26.40
8091	翔名科技 FEEDBACK TECHNOLOGY CORP.	6.30	1.57	20.20	18.63

股票代號 Code	公司名稱 Name of Company	日期 Date	除息金額 Dividend	除息前參考價 Reference Price Before Ex-dividend	除息後參考價 Reference price after ex-dividend
3118	進階生物 LEVEL BIOTECHNOLOGY INC.	6.30	1.80	31.20	29.40
5601	臺聯貨櫃通運 TAIWAN ALLIED CONTAINER TERMINAL CORP.	6.30	0.22	16.30	16.08
4420	光明絲織 Kwang Ming Silk Mill Co., Ltd.	6.30	1.00	15.85	14.85
3211	順達科技 Dynapack International Technology Corporation	7.01	6.00	83.70	77.70
8039	台虹科技 TAIFLEX Scientific Co.,Ltd	7.01	1.20	25.60	24.40
5356	協益電子 SIRTEC INTERNATIONAL CO.,LTD.	7.02	0.10	8.25	8.15
3611	鼎翰科技 TSC AUTO ID TECHNOLOGY CO., LTD.	7.02	3.00	58.90	55.90
5347	世界先進積體電路 Vanguard International Semiconductor Co.	7.02	0.40	13.90	13.50
2916	滿心企業 MUNSIN GARMENT CORPORATION	7.02	0.30	12.30	12.00
3389	志遠電子 TECHMOSA INTERNATIONAL INC.	7.02	1.00	16.60	15.60
8299	群聯電子 Phison Electronics Corp.	7.02	2.83	196.50	193.67
8086	宏捷科技 ADVANCED WIRELESS SEMICONDUCTOR COMPANY	7.03	0.44	17.20	16.76

股票代號 Code	公司名稱 Name of Company	日期 Date	除息金額 Dividend	除息前參考價 Reference Price Before Ex-dividend	除息後參考價 Reference price after ex-dividend
3483	力致科技 Forcecon Technology Co., Ltd.	7.06	3.00	62.50	59.50
8923	時報文化 China Times Publishing Comp.	7.06	0.85	14.50	13.65
3466	致振企業 Skardin Industrial Corporation	7.07	1.00	39.20	38.20
6248	台北沛波電子 TAIPEI MULTIPower ELECTRONICS CO. LTD.	7.07	0.10	7.30	7.20
5312	寶島科 FORMOSA OPTICAL TECHNOLOGY CO.,LTD.	7.07	2.00	51.20	49.20
4513	福裕事業 FALCON MACHINE TOOLS CO.,LTD	7.07	0.50	11.40	10.90
3388	崇越電通 TOPCO TECHNOLOGIES CORP.	7.07	3.00	52.00	49.00
8024	佑華微電子 Alpha Microelectronics Corp.	7.07	1.66	19.50	17.84
8099	大同世界 TATUNG SYSTEM TECHNOLOGIES INC.	7.08	2.35	25.30	22.95
8921	沈氏藝術印刷 SHEN'S ART PRINTING CO., LTD.	7.08	0.20	9.78	9.58
3416	融程電訊 WinMate Communication INC.	7.08	3.80	71.70	67.90
8938	明安國際 ADVANCED INTERNATIONAL MULTITECH CO.,LTD	7.08	3.23	56.60	53.37

股票代號 Code	公司名稱 Name of Company	日期 Date	除息金額 Dividend	除息前參考價 Reference Price Before Ex-dividend	除息後參考價 Reference price after ex-dividend
5511	德昌營造 TE CHANG CONSTRUCTION CO., LTD.	7.08	1.00	17.05	16.05
5438	東友科技 TECO Image Systems Co.,Ltd	7.09	0.60	19.30	18.70
4401	東隆興業 ToungLoongTextileMfg.Co.,Ltd.	7.09	0.70	8.91	8.21
8093	保銳科技 ENERMAX TECHNOLOGY CORPORATION	7.09	0.40	10.75	10.35
5007	三星科技 SAN SHING FASTECH CORP.	7.09	1.24	16.80	15.56
6023	寶來曼氏期貨 Polaris MF Global Futures Co., Ltd.	7.09	3.00	45.10	42.10
5604	中連汽車貨運 CHUNG LIEN TRANSPORTATION CO., LTD	7.10	1.55	21.65	20.10
4908	前鼎光電 APAC Opto Electronics Inc.	7.10	2.10	31.80	29.70
3323	加百裕 Celxpert Energy Corporation	7.10	2.00	50.40	48.40
4722	國精化學 QUALIPOLY CHEMICAL CORP.	7.13	0.30	8.60	8.30
5483	中美矽晶製品 Sino-American Silicon Products Inc.	7.13	2.50	89.50	87.00
8074	鉅橡企業 AURONA INDUSTRIES, INC	7.13	0.04	13.25	13.21
8925	偉盟工業 WEI MON INDUSTRY CO.,LTD.	7.13	0.10	17.90	17.80

股票代號 Code	公司名稱 Name of Company	日期 Date	除息金額 Dividend	除息前參考價 Reference Price Before Ex-dividend	除息後參考價 Reference price after ex-dividend
1799	紅電醫學 Actherm Inc.	7.13	0.80	29.05	28.25
5520	力泰建設 Lihtai Construction Enterprise Co., Ltd.	7.13	1.10	24.40	23.30
8266	中日新科技 STAR WORLD TECHNOLOGY CORPORATION	7.14	1.39	23.65	22.26
6121	新普科技 SIMPLO TECHNOLOGY CO.,LTD.	7.14	5.00	154.00	149.00
3332	幸康電子 Cincon Electronics Co.,Ltd.	7.14	4.00	38.30	34.30
5371	中強光電 Coretronic Corporation	7.14	2.23	35.80	33.57
8042	臺灣金山電子 TAIWAN CHINSAN ELECTRONIC INDUSTRIAL CO., LTD	7.14	1.39	33.50	32.11
5519	隆大營造 LongDa Construction & Development Corporation	7.14	0.64	27.35	26.71
6195	旭展電子 Topshine Electronics Corp.	7.14	0.50	16.25	15.75
6183	關貿網路 TRADE-VAN INFORMATION SERVICES CO.	7.14	0.78	16.00	15.22
8114	振樺電子 POSIFLEX TECHNOLOGY, INC.	7.14	4.20	47.55	43.35
6207	雷科 LASER TEK TAIWAN CO.,LTD.	7.14	0.27	14.35	14.08
3522	宏森光電 HI-LIGHT TEK CO., LTD.	7.14	0.40	13.40	13.00

股票代號 Code	公司名稱 Name of Company	日期 Date	除息金額 Dividend	除息前參考價 Reference Price Before Ex-dividend	除息後參考價 Reference price after ex-dividend
5211	蒙恬科技 PenPower Technology LTD.	7.15	1.73	30.30	28.57
6218	豪勉科技 Hauman Technologies Corp.	7.15	1.50	20.30	18.80
1558	伸興工業 ZENG HSING INDUSTRIAL CO., LTD.	7.15	2.20	37.35	35.15
3087	翔準先進光罩 Photronics Semiconductor Mask Corp.	7.15	0.12	7.36	7.24
8240	華宏新技 WAH HONG INDUSTRIAL CORP.	7.15	0.30	38.80	38.50
4102	永日化學 YUNG ZIP CHEMICAL IND. CO., LTD.	7.15	0.50	40.70	40.20
3354	律勝科技 MICROCOSM TECHNOLOGY CO., LTD.	7.15	0.63	10.90	10.27
3490	單井工業 Single Well Industrial Corporation	7.15	2.50	25.55	23.05
3454	晶睿通訊 VIVOTEK INC.	7.15	1.20	32.00	30.80
8931	大園汽電共生 TA-YUAN COGENERATION COMPANY LTD.	7.15	0.30	11.20	10.90
6171	台灣亞銳士 Taiwan Aries Co.,Ltd.	7.16	0.30	7.39	7.09
4909	新復興微波通訊 NEW ERA ELECTRONICS CO., LTD	7.16	1.05	29.50	28.45
6210	慶生電子 KINTECH ELECTRONICS CO., LTD.	7.16	0.70	15.15	14.45

股票代號 Code	公司名稱 Name of Company	日期 Date	除息金額 Dividend	除息前參考價 Reference Price Before Ex-dividend	除息後參考價 Reference price after ex-dividend
6185	樟翔精密 PLASTRON PRECISION CO., LTD.	7.16	0.70	14.00	13.30
6270	倍微科技 Professional Computer Technology Limited	7.16	2.00	23.40	21.40
3540	曜越科技 Thermaltake Technology Co., Ltd.	7.16	1.20	41.80	40.60
5403	中菲電腦 DIMERCO DATA SYSTEM CORPORATION	7.16	1.20	13.25	12.05
3164	景岳生物 GenMont Biotech Inc.	7.16	1.00	26.65	25.65
8182	加高電子 HARMONY ELECTRONICS CORP	7.16	0.70	19.30	18.60
8905	裕國冷凍冷藏 EAGLE COLD STORAGE ENTERPRISE CO.,LTD	7.16	0.20	14.80	14.60
8109	博大科技 POWER MATE TECHNOLOGY CO.,LTD	7.16	2.00	34.20	32.20
4711	永純化學 YONG SHUN CHEMICAL CO.,LTD	7.16	1.00	15.85	14.85
5904	寶雅國際 Poya Co., Ltd.	7.17	1.80	30.30	28.50
6024	群益期貨 CAPITAL FUTURES CORP.	7.17	1.00	39.05	38.05
3553	力積電子 Zentel Electronic Corporation	7.20	0.80	38.15	37.35
8705	東隆五金 TONG LUNG METAL INDUSTRY CO., LTD.	7.20	0.80	24.20	23.40

股票代號 Code	公司名稱 Name of Company	日期 Date	除息金額 Dividend	除息前參考價 Reference Price Before Ex-dividend	除息後參考價 Reference price after ex-dividend
5426	振發實業 CHENG FWA INDUSTRIAL., LTD.	7.20	1.65	18.15	16.50
5205	漢康科技 FAST TECHNOLOGIES INC.	7.21	1.07	31.45	30.38
8255	朋程科技 ACTRON TECHNOLOGY CORPORATION	7.21	2.50	87.00	84.50
6138	茂達電子 Anpec Electronics Corporation	7.21	0.40	39.60	39.20
6134	萬旭電業 WanShih Electronic Co., Ltd.	7.21	1.00	50.80	49.80
6140	訊達電腦 DIMENSION COMPUTER TECHNOLOGY CO., LTD.	7.21	0.13	8.88	8.75
8044	網路家庭國際資訊 PChome online Inc.	7.21	0.53	46.90	46.37
6274	台耀科技 TAIWAN UNION TECHNOLOGY CORPORATION	7.21	0.20	11.20	11.00
3491	昇達科技 Universal Microwave Technology, Inc.	7.21	1.50	96.00	94.50
9950	萬國通路 EMINENT LUGGAGE CORPORATION	7.21	0.84	16.30	15.46
3570	大塚資訊 Otsuka Information Technology Corp.	7.22	1.48	24.05	22.57
4733	上緯企業 SWANCOR.IND.CO.,LTD	7.22	3.04	71.50	68.46
4128	中天生技 MICROBIO CO.,LTD.	7.22	0.19	38.00	37.81

股票代號 Code	公司名稱 Name of Company	日期 Date	除息金額 Dividend	除息前參考價 Reference Price Before Ex-dividend	除息後參考價 Reference price after ex-dividend
8930	青鋼金屬建材 CKM BUILDING MATERIAL CORP.	7.22	0.66	11.15	10.49
5460	同協電子 MUSTANG INDUSTRIAL CORP.	7.23	0.30	10.05	9.75
4305	世坤塑膠 SHIH-KUEN PLASTICS CO.LTD	7.23	0.70	12.10	11.40
8390	金益鼎 JIIN YEEH DING ENTERPRISE CO.,LTD	7.23	1.01	41.20	40.19
5706	鳳凰國際旅行社 Phoenix Tours International, Inc.	7.23	1.15	77.00	75.85
3293	鈞象電子 INTERNATIONAL GAMES SYSTEM CO.,LTD.	7.23	9.99	332.50	322.51
1777	生泰合成 SYN-TECH CHEM. & PHARM. CO., LTD.	7.23	0.80	53.10	52.30
3093	台灣港建 TAIWAN KONG KING CO.,LTD	7.23	5.50	61.30	55.80
6247	淇譽電子 JAZZ HIPSTER CORPORATION	7.23	0.20	16.00	15.80
8210	勤誠興業 CHENBRO MICOM CO., LTD.	7.23	0.50	13.20	12.70
6187	萬潤科技 ALL RING TECH CO., LTD.	7.24	0.80	22.30	21.50
3264	欣銓科技 Ardentec Corporation	7.24	0.60	16.85	16.25
6008	凱基證券 KGI Securities Co. LTD.	7.24	0.15	16.20	16.05

股票代號 Code	公司名稱 Name of Company	日期 Date	除息金額 Dividend	除息前參考價 Reference Price Before Ex-dividend	除息後參考價 Reference price after ex-dividend
6290	良維科技 LONGWELL COMPANY	7.24	0.75	32.15	31.40
6158	禾昌興業 P-TWO INDUSTRIES INC.	7.24	2.00	35.95	33.95
3213	茂訊電腦 CReTE SYSTEMS, INC.	7.27	4.50	103.00	98.50
8083	瑞穎 PRO-HAWK CORPORATION	7.27	1.60	23.80	22.20
6188	廣明光電 Quanta Storage Inc.	7.27	3.00	68.50	65.50
8050	廣積科技 IBASE TECHNOLOGY INC.	7.27	1.98	56.40	54.42
6204	台灣艾華電子 TAIWAN ALPHA ELECTRONIC CO., LTD.	7.27	1.35	19.45	18.10
3489	筌寶電子 MAPOWER ELECTRONICS CO., LTD.	7.28	0.60	17.50	16.90
6150	撼訊科技 Tul Corporation	7.28	0.40	14.90	14.50
4126	太平洋醫材 PACIFIC HOSPITAL SUPPLY CO., LTD.	7.28	1.45	62.20	60.75
6278	台灣表面黏著科技 Taiwan Surface Mounting Technology Corp.	7.28	1.50	66.00	64.50
5212	凌網科技 HYWEB TECHNOLOGY CO., LTD.	7.28	0.85	18.50	17.65
3390	旭軟電子 SUNFLEX TECH. CO., Ltd.	7.29	0.20	24.90	24.70

股票代號 Code	公司名稱 Name of Company	日期 Date	除息金額 Dividend	除息前參考價 Reference Price Before Ex-dividend	除息後參考價 Reference price after ex-dividend
8937	合騏工業 HER CHEE INDUSTRIAL CO.,LTD	7.29	0.10	8.98	8.88
6230	超眾科技 CHAUN-CHOUNG TECHNOLOGY CORP.	7.29	2.20	42.25	40.05
5016	松和工業 SONG HO INDUSTRIAL CO., LTD.	7.30	1.50	25.15	23.65
5439	高技企業 First Hi-tec Enterprise Co.,Ltd.	7.30	0.60	12.80	12.20
8917	欣泰石油氣 HSIN TAI GAS CO., LTD.	7.30	1.00	44.90	43.90
5493	三聯科技 SAN LIEN TECHNOLOGY CORP.	7.30	0.70	13.15	12.45
3128	昇銳電子 HI SHARP ELECTRONICS CO., LTD.	7.30	1.00	20.15	19.15
6126	信音企業 SINGATRON ENTERPRISE CO.,LTD	7.30	0.20	21.65	21.45
5013	強新工業 NEW BEST WIRE INDUSTRIAL CO.,LTD	7.31	0.20	11.30	11.10
6298	崑強科技 Foxlink Image Technology	7.31	0.60	23.90	23.30
4105	台灣東洋藥品 TTY BIOPHARM COMPANY LIMITED	7.31	1.60	124.00	122.40
3221	台灣嘉碩 TAI-SAW TECHNOLOGY CO.,LTD.	7.31	0.61	15.30	14.69
4905	台聯電訊 TAINET COMMUNICATION SYSTEM CORP.	8.03	0.40	12.95	12.55

股票代號 Code	公司名稱 Name of Company	日期 Date	除息金額 Dividend	除息前參考價 Reference Price Before Ex-dividend	除息後參考價 Reference price after ex-dividend
1582	信錦企業 SYNCMOLD ENTERPRISE CORP.	8.03	3.00	59.10	56.10
6152	百一電子 Prime Electronics & Satellitics Inc.	8.03	0.99	36.10	35.11
4527	堃霖冷凍機械 KUEN LING REFRIGERATING MACHINERY CO.,LTD.	8.03	0.50	16.50	16.00
1580	新麥企業 SINMAG EQUIPMENT CORPORATION	8.03	2.50	39.90	37.40
6105	瑞傳科技 Portwell, Inc.	8.03	1.00	30.55	29.55
3206	志豐電子 KINGSTATE ELECTRONICS CORP.	8.04	0.20	13.40	13.20
3520	振維電子 Jhen Vei Electronic Co., LTD.	8.04	0.30	12.30	12.00
8928	鉅明 DYNAMIC PRECISION INDUSTRY CORP.	8.04	0.80	13.20	12.40
3551	世禾科技 SHIH HER TECHNOLOGIES INC.	8.04	1.50	47.55	46.05
6243	迅杰科技名 ENE Technology Inc.	8.04	0.77	67.60	66.83
5903	全家便利商店 Taiwan FamilyMart.Co.,Ltd.	8.05	2.50	56.10	53.60
3444	利機企業 NICHING INDUSTRIAL CORP.	8.05	1.00	24.60	23.60
3202	樺晟電子 HIGH-TEK HARNESS ENTERPRISE CO.,LTD	8.05	0.42	21.05	20.63

股票代號 Code	公司名稱 Name of Company	日期 Date	除息金額 Dividend	除息前參考價 Reference Price Before Ex-dividend	除息後參考價 Reference price after ex-dividend
3088	艾訊 AXIOMTEK CO., LTD.	8.06	1.80	25.65	23.85
6123	上奇科技 GrandTech C.G. Systems Inc.	8.06	1.20	17.20	16.00
8996	高力熱處理 KAORI HEAT TREATMENT CO.,LTD	8.06	0.44	45.60	45.16
3114	好德科技 Howteh Technology Co., Ltd.	8.06	0.53	13.50	12.97
5392	應華精密 AVY Precision Technology INC.	8.06	1.00	191.50	190.50
3152	璟德電子 Advanced Ceramic X Corporation	8.06	3.00	90.00	87.00
3548	兆利科技 JARLLYTEC CO. , LTD.	8.06	0.70	34.10	33.40
6244	茂迪 MOTEC INDUSTRIES INC	8.07	3.00	125.50	122.50
3511	矽瑪科技 SIMULA TECHNOLOGY, INC.	8.07	1.80	49.00	47.20
1785	光洋應用材料 Solar Applied Materials Technology Corp.	8.10	2.00	74.60	72.60
5464	霖宏科技 LIN HORN TECHNOLOGY CO., LTD.	8.10	2.00	32.00	30.00
6231	系微 Insyde Software Corp.	8.10	1.99	157.50	155.51
6229	研通科技 V-TAC TECHNOLOGY CO.,LTD.	8.10	0.50	15.70	15.20

股票代號 Code	公司名稱 Name of Company	日期 Date	除息金額 Dividend	除息前參考價 Reference Price Before Ex-dividend	除息後參考價 Reference price after ex-dividend
3265	台灣星科金朋半導體 STATS ChipPAC Taiwan Semiconductor Corp.	8.10	0.55	10.10	9.55
3546	宇峻奧汀 Userjoy Technology Co.,Ltd.	8.10	3.00	335.50	332.50
3291	遠翔科技 Feeling Technology Corp.	8.11	0.98	31.70	30.72
6194	育富電子 YUFO ELECTRONICS CO., LTD.	8.11	2.20	34.55	32.35
8096	擎亞國際 CoAsia Microelectronics Corp.	8.11	0.77	15.55	14.78
5491	連展科技 ADVANCED-CONNECTEK INC.	8.11	0.10	21.45	21.35
8289	泰藝電子 TAITIEN ELECTRONICS CO., LTD.	8.11	0.70	14.40	13.70
5474	聰泰科技 Yuan High-Tech Development Co.,Ltd.	8.11	1.50	23.70	22.20
3162	精確實業 UNITED ALLOY-TECH COMPANY LTD	8.11	0.30	13.40	13.10
8107	大億科技 Kenmos Technology Co.,Ltd.	8.11	0.30	18.55	18.25
5344	立衛科技 VATE TECHNOLOGY CO., LTD.	8.11	0.16	18.35	18.19
6143	振曜科技 NETRONIX,INC.	8.11	0.60	44.85	44.25

股票代號 Code	公司名稱 Name of Company	日期 Date	除息金額 Dividend	除息前參考價 Reference Price Before Ex-dividend	除息後參考價 Reference price after ex-dividend
3068	美磊科技 MAG.LAYERS Scientific-Technics Co.,Ltd.	8.12	0.90	42.80	41.90
3523	迎輝科技 EFUN TECHNOLOGY CO.,LTD	8.12	0.73	41.40	40.67
6208	日揚科技 HIGHLIGHT TECH CORP.	8.13	0.10	9.93	9.83
6609	台灣瀧澤科技 TAIWAN TAKISAWA TECHNOLOGY CO., LTD.	8.13	0.60	14.90	14.30
5452	信優科技 UNIC TECHNOLOGY CORP.	8.13	0.10	7.15	7.05
3498	陽程科技 USUN TECHNOLOGY CO.,LTD	8.13	1.51	38.50	36.99
4120	友華生技醫藥 Orient Europharma Co., Ltd.	8.13	0.47	69.20	68.73
6279	胡連精密 HU LANE ASSOCIATE INC.	8.13	1.50	56.70	55.20
6245	立端科技 Lanner Electronics Inc.	8.13	0.31	14.25	13.94
6263	普萊德 Planet Technology Corporation	8.13	2.00	31.20	29.20
6122	擎邦國際 KING POLYTECHNIC ENGINEERING CO.,LTD.	8.14	1.03	24.20	23.17
8064	東捷科技 Control Technology Co., Ltd	8.14	0.20	17.05	16.85

股票代號 Code	公司名稱 Name of Company	日期 Date	除息金額 Dividend	除息前參考價 Reference Price Before Ex-dividend	除息後參考價 Reference price after ex-dividend
6221	晉泰科技 Genesis Technology, Inc.	8.14	0.40	9.22	8.82
5508	永信建設 YUNGSHIN CONSTRUCTION & DEVELOPMENT CO.,LTD.	8.17	3.76	69.80	66.04
4721	美琪瑪 MECHEMA CHEMICALS INT CORP.	8.17	1.20	23.65	22.45
6261	久元電子 YOUNGTEK ELECTRONICS CORPORATION	8.17	3.00	67.60	64.60
9960	邁達康網路 DACOME INTERNATIONAL LTD.	8.17	0.60	17.95	17.35
4528	江興鍛壓 CHIAN HSING FORGING INDUSTRIAL CO.,LTD	8.18	0.20	12.45	12.25
4103	百略醫學 MICROLIFE CORPORATION	8.18	2.50	42.00	39.50
6146	耕興 SPORTON INTERNATIONAL INC.	8.18	3.40	65.50	62.10
5489	彩富電子 DYNACOLOR,INC.	8.19	0.98	32.60	31.62
2596	綠意開發 Realy Development & Construction Corp.	8.19	0.50	28.30	27.80
3297	杭特電子 Hunt Electronic Co., Ltd.	8.19	0.90	27.30	26.40
3317	尼克森微電子 NIKO SEMICONDUCTOR CO.,LTD.	8.19	0.50	58.80	58.30

股票代號 Code	公司名稱 Name of Company	日期 Date	除息金額 Dividend	除息前參考價 Reference Price Before Ex-dividend	除息後參考價 Reference price after ex-dividend
4111	濟生化學製藥廠 CHI SHENG CHEMICAL CORPORATION	8.19	0.47	17.30	16.83
4716	大立高分子 DAILY POLYMER CORP.	8.20	0.04	16.05	16.01
4535	至興精機 FINE BLANKING & TOOL CO., LTD	8.20	2.00	42.00	40.00
8103	瀚荃 CviLux Corporation	8.20	1.99	32.05	30.06
6223	旺矽科技 MPI CORPORATION	8.20	0.30	34.70	34.40
8234	新漢電腦 NEXCOM International Co., LTD.	8.20	1.00	25.80	24.80
5209	新鼎系統 Advanced Control & Systems Inc.	8.21	1.00	25.70	24.70
6182	合晶科技 WAFER WORKS CORP.	8.21	1.40	57.30	55.90
5609	中菲行航空貨運承攬 Dimerco Express (Taiwan) Corp.	8.21	0.60	21.80	21.20
6227	茂綸 GALAXY FAR EAST CORP	8.24	0.80	13.70	12.90
4107	邦特生技 BIOTEQUE CORPORATION	8.24	1.20	40.80	39.60
8043	蜜望實 HONEY HOPE HONESTY ENTERPRISE CO.,LTD	8.25	0.20	15.40	15.20

股票代號 Code	公司名稱 Name of Company	日期 Date	除息金額 Dividend	除息前參考價 Reference Price Before Ex-dividend	除息後參考價 Reference price after ex-dividend
1784	訊聯生物 BIONET CORP.	8.25	0.95	72.00	71.05
5514	三豐建設 SUNFON CONSTRUCTION CO., LTD.	8.25	1.10	15.60	14.50
3322	建舜電子 JOINSOON ELECTRONICS MFG. CO. LTD.,	8.25	1.20	21.55	20.35
3294	英濟 Megaforce Company Limited	8.25	0.20	18.60	18.40
1565	精華光學 St.Shine Optical Co.,Ltd.	8.26	8.00	146.50	138.50
3227	原相科技 PixArt Imaging Inc.	8.26	5.93	224.00	218.07
6163	華電聯網 Hwacom Systems Inc.	8.26	0.80	26.10	25.30
8287	英格爾 ENG ELECTRIC CO., LTD.	8.27	0.30	21.80	21.50
5529	志嘉建設 Well Glory Development CO.,LTD.	8.31	0.05	9.83	9.78
6154	順發電腦 Sunfar Computer Co., Ltd	8.31	0.50	25.90	25.40
6292	迅德興業 AXIS Corporation	9.01	0.41	16.80	16.39
3556	禾瑞亞 eGalax_eMPIA Technology Inc.	9.01	1.45	50.20	48.75
3290	東浦精密 DONPON PRECISION INC.	9.01	0.50	8.65	8.15

股票代號 Code	公司名稱 Name of Company	日期 Date	除息金額 Dividend	除息前參考價 Reference Price Before Ex-dividend	除息後參考價 Reference price after ex-dividend
3289	宜特科技 INTEGRATED SERVICE TECHNOLOGY INC.	9.01	0.88	29.75	28.87
6203	海韻電子 Sea Sonic Electronics Co., Ltd.	9.02	5.09	75.60	70.51
8261	富鼎先進電子 Advanced Power Electronics Corp	9.02	0.50	31.65	31.15
5353	台林通信 TAILYN COMMUNICATION COMPANY, LTD	9.02	0.14	9.40	9.26
8079	誠遠科技 TEST-SERV INC.	9.03	1.00	17.20	16.20
2921	特力和樂 HOLA HOME FURNISHINGS CO.,LTD.	9.03	2.21	27.70	25.49
9949	琉園 TITTOT CO.,LTD.	9.04	0.46	28.00	27.54
4714	永捷高分子 U-BEST POLYMER INDUSTRY CO.,LTD	9.04	0.50	9.82	9.32
8942	森鉅科技 Xxentria Technology Materials Co.,Ltd	9.04	0.94	17.25	16.31
5317	凱美電機 KAIMEI ELECTRONIC CORP.	9.04	0.30	6.92	6.62
8032	光菱電子 Koryo Electronics Co., Ltd.	9.07	0.50	13.10	12.60
8034	榮群電訊 OPNET TECHNOLOGIES CO., LTD.	9.07	0.20	11.25	11.05
4426	利勤實業 LI CHENG ENTERPRISE CO.,LTD.	9.08	0.30	10.65	10.35

股票代號 Code	公司名稱 Name of Company	日期 Date	除息金額 Dividend	除息前參考價 Reference Price Before Ex-dividend	除息後參考價 Reference price after ex-dividend
8916	光隆實業 KWONG LUNG ENTERPRISE CO.,LTD.	9.08	0.51	12.45	11.94
8076	伍豐科技 FIRICH ENTERPRISES CO.,LTD.	9.08	0.51	81.50	80.99
3229	晟鈦 CHEER TIME ENTERPRISE CO., LTD	9.08	0.10	12.40	12.30
3577	泓格科技 ICP DAS CO., LTD.	9.08	1.30	25.90	24.60
3325	旭品科技 Casing Macron Technology Co., Ltd.	9.09	0.80	25.65	24.85
3287	廣寰科 KWORLD COMPUTER CO.,LTD	9.09	0.32	29.35	29.03
6265	堃昶 KUEN CHAANG UPPERTECH CORP.	9.10	0.15	16.35	16.20
3078	僑威科技 CHANNEL WELL TECHNOLOGY CO.,LTD	9.10	0.09	17.35	17.26
3299	帛漢 BOTHHAND ENTERPRISE INC.	9.10	0.45	26.20	25.75
3434	哲固資訊 ACULA TECHNOLOGY CORP.	9.10	0.25	13.90	13.65
8349	友信國際 QST INTERNATIONAL CORP.	9.14	0.15	17.50	17.35
4109	加捷科技 CHIA JEI TECHNOLOGY BUSINESS CO., LTD.	9.14	0.50	20.10	19.60

股票代號 Code	公司名稱 Name of Company	日期 Date	除息金額 Dividend	除息前參考價 Reference Price Before Ex-dividend	除息後參考價 Reference price after ex-dividend
3552	同致電子 TUNG THIH ELECTRONIC CO., LTD.	9.14	0.10	102.00	101.90
6234	高僑 TERA AUTOTECH CORPORATION	9.14	0.04	15.60	15.56
6508	惠光化學 Huikwang Corporation	9.14	1.50	26.20	24.70
3484	崧騰 SOLTEAM ELECTRONICS CO.,LTD.	9.14	1.20	40.90	39.70
4416	三圓建設 SHANYUAN CO.,LTD	9.15	1.80	71.00	69.20
3083	中華網龍 CHINESE GAMER INTERNATIONAL CORPORATION	9.16	6.35	435.00	428.65
4533	協易機械工業 SHIEH YIH MACHINERY INDUSTRY CO., LTD	9.16	0.30	11.95	11.65
5487	通泰積體電路 TONTEK DESIGN TECHNOLOGY LTD.	9.16	1.00	18.15	17.15
8054	安國國際科技 Alcor Micro,Corp.	9.17	1.00	60.10	59.10
8383	千附實業 CHEN FULL INTERNATIONAL CO., LTD.	9.18	0.28	31.55	31.27
2114	鑫永銓 HSIN YUNG CHIEN CO.,LTD.	9.18	1.00	30.05	29.05
4506	崇友實業 GOLDEN FRIENDS CORPORATION	9.22	0.50	11.30	10.80

股票代號 Code	公司名稱 Name of Company	日期 Date	除息金額 Dividend	除息前參考價 Reference Price Before Ex-dividend	除息後參考價 Reference price after ex-dividend
8354	冠郝企業 KOAN HAO ENTERPRISE CO.,LTD	9.22	0.32	10.10	9.78
4127	天良生物科技 Tien Liang BioTech Co., Ltd.	9.22	0.15	20.75	20.60
6118	建達國際 Xander International Corp.	9.23	0.20	15.45	15.25
3587	閱康科技 Materials Analysis Technology Inc.	9.24	0.27	24.60	24.33
1569	濱川企業 Bin Chuan Enterprise Co., Ltd.	9.24	0.30	30.50	30.20
3452	益通光能科技 E-TON SOLAR TECH. CO., LTD	9.24	0.40	87.00	86.60
1742	台灣蠟品 TAIWAN WAX COMPANY,LTD.	9.29	2.65	50.90	48.25
3073	普格科技 PRESCOPE TECHNOLOGIES CO.,LTD	9.30	0.53	38.00	37.47
1815	富喬工業 FULLTECH FIBER GLASS CORP.	10.01	0.05	15.45	15.40
2636	台驊國際 T.H.I. GROUP LTD	10.07	1.23	20.20	18.97
5488	松普科技 UNIVACCO TECHNOLOGY INC.	10.07	0.30	14.65	14.35
3303	岱稜科技 UNIVACCO TECHNOLOGY INC.	10.12	0.63	29.50	28.87
5478	智冠科技 SOFT-WORLD INTERNATIONAL CORPORATION	10.13	6.15	168.00	161.85

股票代號 Code	公司名稱 Name of Company	日期 Date	除息金額 Dividend	除息前參考價 Reference Price Before Ex-dividend	除息後參考價 Reference price after ex-dividend
4707	磐亞 PAN ASIA CHEMICAL CO.	10.16	0.50	14.35	13.85
6170	統振 WELLDONE COMPANY	10.23	0.70	40.70	40.00
8080	台灣奧斯特 TAIWAN OSTOR CORP.	11.18	0.50	15.15	14.65

註：(2921) 特力和樂於98年12月31日終止上櫃。

Notes : HOLA HOME FURNISHINGS CO., LTD. was delisted on 31 December, 2009.

24 98年度上櫃公司除權交易情形一覽表
List of Ex-Right Trading Stocks in 2009

股票代號 Code	公司名稱 Name of Company	日期 Date	除權前 參考價 (元) Reference Price Before Ex-right (NT\$)	除權後 參考價 (元) Reference Price After Ex-right (NT\$)	每仟股配發或認購 Entitlement Per 1,000 Shares		
					無償 股數 Grat- uitous Shares	有償 Non-gratuitous	
						股數 Shares	每股認購金額 Subscription Price Per Share
6208	日揚科技 HIGHLIGHT TECH CORP.	2.10	10.00	10.00		94.22	10.00
8929	富堡工業 Fu Burg Industrial Co., Ltd.	2.23	11.70	11.05		499.83	10.00
3086	華義國際數位娛樂 Wayi International Digital Entertainment Co.	3.09	15.60	14.90		124.41	10.70
5820	日盛金控 JIH SUN FINANCIAL HOLDING CO., LTD	3.23	2.88	3.41		719.75	4.00
4729	熒茂光學 MILDEX OPTICAL INC.	6.04	40.30	38.67		183.82	32.00
6125	廣運機械工程 KENMEC MECHANICAL ENGINEERING CO.,LTD.	6.15	31.45	28.59	100.00		
3229	晟鈦 CHEER TIME ENTERPRISE CO., LTD	6.18	9.98	9.91		128.36	9.50

股票代號 Code	公司名稱 Name of Company	日期 Date	除權前 參考價 (元) Reference Price Before Ex-right (NT\$)	除權後 參考價 (元) Reference Price After Ex-right (NT\$)	每仟股配發或認購 Entitlement Per 1,000 Shares		
					無償 股數 Grat- uitous Shares	有償 Non-gratuitous	
						股數 Shares	每股認購金額 Subscription Price Per Share
3526	凡甲科技 ALLTOP TECHNOLOGY CO.,LTD	6.25	60.70	53.72	130.00		
8091	翔名科技 FEEDBACK TECHNOLOGY CORP.	6.30	18.63	18.11	28.56		
8299	群聯電子 Phison Electronics Corp.	7.02	193.67	177.76	89.51		
3416	融程電訊 WinMate Communication INC.	7.08	67.90	59.04	150.00		
3323	加百裕工業 Celxpert Energy Corporation	7.10	48.40	46.10	50.00		
1799	紅電醫學科技 Actherm Inc.	7.13	28.25	25.68	100.00		
4114	健喬信元醫藥生技 SYNMOSA BIOPHARMA CORPORATION	7.13	41.80	40.22		73.57	23.00

股票代號 Code	公司名稱 Name of Company	日期 Date	除權前 參考價 (元) Reference Price Before Ex-right (NT\$)	除權後 參考價 (元) Reference Price After Ex-right (NT\$)	每仟股配發或認購 Entitlement Per 1,000 Shares		
					無償 股數 Gratuitous Shares	有償 Non-gratuitous	
						股數 Shares	每股認購金額 Subscription Price Per Share
8925	偉盟工業 WEI MON INDUSTRY CO.,LTD.	7.13	17.80	15.61	140.00		
8074	鉅橡企業 AURONA INDUSTRIES, INC	7.13	13.21	12.75	35.86		
5483	中美矽晶製品 Sino-American Silicon Products Inc.	7.13	87.00	72.52	199.73		
6207	雷科 LASER TEK TAIWAN CO.,LTD.	7.14	14.08	13.72	26.21		
8266	中日新科技 STAR WORLD TECHNOLOGY CORPORATION	7.14	22.26	21.01	59.55		
8114	振樺電子 POSIFLEX TECHNOLOGIES,INC.	7.14	43.35	42.09	30.00		
6121	新普科技 SIMPLO TCHNOLOGY CO.,LTD.	7.14	149.00	135.45	100.00		
5211	蒙恬科技 PenPower Technology LTD.	7.15	28.57	28.04	19.00		
3211	順達科技 Dynapack International Technology Corporation	7.15	85.60	77.82	99.95		

股票代號 Code	公司名稱 Name of Company	日期 Date	除權前 參考價 (元) Reference Price Before Ex-right (NT\$)	除權後 參考價 (元) Reference Price After Ex-right (NT\$)	每仟股配發或認購 Entitlement Per 1,000 Shares		
					無償 股數 Grat- uitous Shares	有償 Non-gratuitous	
						股數 Shares	每股認購金額 Subscription Price Per Share
8240	華宏新技 WAH HONG INDUSTRIAL CORP.	7.15	38.50	37.75	20.00		
3454	晶睿通訊 VIVOTEK INC.	7.15	30.80	29.76	35.00		
3540	曜越 Thermaltake Technology Co., Ltd.	7.16	40.60	35.94	129.68		
8109	博大科技 POWER MATE TECHNOLOGY CO.,LTD	7.16	32.20	30.67	50.00		
6024	群益期貨 CAPITAL FUTURES CORP.	7.17	38.05	34.22	112.00		
5904	寶雅國際 Poya Co., Ltd.	7.17	28.50	26.15	90.00		
3553	力積電子 Zentel Electronic Corporation	7.20	37.35	34.91	69.86		
6140	訊達電腦 DIMENSION COMPUTER TECHNOLOGY CO., LTD.	7.21	8.75	8.32	52.00		
3491	昇達科技 Universal Microwave Technology, Inc.	7.21	94.50	72.69	300.00		

股票代號 Code	公司名稱 Name of Company	日期 Date	除權前 參考價 (元) Reference Price Before Ex-right (NT\$)	除權後 參考價 (元) Reference Price After Ex-right (NT\$)	每仟股配發或認購 Entitlement Per 1,000 Shares		
					無償 股數 Gratuitous Shares	有償 Non-gratuitous	
						股數 Shares	每股認購金額 Subscription Price Per Share
6138	茂達電子 Anpec Electronics Corporation	7.21	39.20	38.06	30.00		
6134	萬旭電業 WanShih Electronic Co., Ltd.	7.21	49.80	47.43	50.00		
4733	上緯企業 SWANCOR.IND.CO.,LTD	7.22	68.46	61.19	118.78		
3508	位速科技 Ways Technical Corp., LTD	7.22	64.20	55.83	150.00		
3293	鈹象電子 INTERNATIONAL GAMES SYSTEM CO.,LTD.	7.23	322.51	293.21	99.93		
8390	金益鼎企業 JIIN YEEH DING ENTERPRISE CO.,LTD	7.23	40.19	38.26	50.47		
5460	同協電子 MUSTANG INDUSTRIAL CORP.	7.23	9.75	9.29	50.00		
1777	生泰合成 SYN-TECH CHEM. & PHARM. CO., LTD.	7.23	52.30	47.55	100.00		
8069	元太科技 PRIME VIEW INTERNATIONAL CO., LTD.	7.23	42.80	41.47		85.09	29.00

股票代號 Code	公司名稱 Name of Company	日期 Date	除權前 參考價 (元) Reference Price Before Ex-right (NT\$)	除權後 參考價 (元) Reference Price After Ex-right (NT\$)	每仟股配發或認購 Entitlement Per 1,000 Shares		
					無償 股數 Grat- uitous Shares	有償 Non-gratuitous	
						股數 Shares	每股認購金額 Subscription Price Per Share
3306	鼎天國際 RoyalTek Company Ltd.	7.23	27.55	26.24	49.99		
5706	鳳凰國際旅行社 Phoenix Tours International, Inc.	7.23	75.85	72.24	50.00		
3093	台灣港建 TAIWAN KONG KING CO.,LTD	7.23	55.80	53.14	50.00		
3264	欣銓科技 Ardentec Corporation	7.24	16.25	15.33	59.96		
6187	萬潤科技 ALL RING TECH CO., LTD.	7.24	21.50	20.57	45.00		
6158	禾昌興業 P-TWO INDUSTRIES INC.	7.24	33.95	33.78	5.00		
6188	廣明光電 Quanta Storage Inc.	7.27	65.50	64.85	10.00		
3213	茂訊電腦 CReTE SYSTEMS, INC.	7.27	98.50	93.81	50.00		
6278	台灣表面黏著科技 Taiwan Surface Mounting Technology Corp.	7.28	64.50	60.28	70.00		

股票代號 Code	公司名稱 Name of Company	日期 Date	除權前 參考價 (元) Reference Price Before Ex-right (NT\$)	除權後 參考價 (元) Reference Price After Ex-right (NT\$)	每仟股配發或認購 Entitlement Per 1,000 Shares		
					無償 股數 Gratuitous Shares	有償 Non-gratuitous	
						股數 Shares	每股認購金額 Subscription Price Per Share
6150	撼訊科技 Tul Corporation	7.28	14.50	14.36	10.00		
4126	太平洋醫材 PACIFIC HOSPITAL SUPPLY CO., LTD.	7.28	60.75	56.89	67.85		
6603	富強鑫精密工業 FU CHUN SHIN MACHINERY MANUFACTURE CO., LTD.	7.28	8.48	8.08	50.00		
3489	筌寶電子 MAPOWER ELECTRONICS CO., LTD.	7.28	16.90	16.10	50.00		
3390	旭軟電子 SUNFLEX TECH. CO., Ltd.	7.29	24.70	23.30	60.00		
1584	精剛精密 S-Tech Corp	7.29	14.00	13.09		263.47	10.50
3339	泰谷光電 TEKCORE CO., LTD	7.30	27.85	26.29		198.36	20.00
8917	欣泰石油氣 HSIN TAI GAS CO., LTD.	7.30	43.90	39.55	110.00		
6126	信音企業 SINGATRON ENTERPRISE CO.,LTD	7.30	21.45	20.24	60.00		

股票代號 Code	公司名稱 Name of Company	日期 Date	除權前 參考價 (元) Reference Price Before Ex-right (NT\$)	除權後 參考價 (元) Reference Price After Ex-right (NT\$)	每仟股配發或認購 Entitlement Per 1,000 Shares		
					無償 股數 Gratuitous Shares	有償 Non-gratuitous	
						股數 Shares	每股認購金額 Subscription Price Per Share
5016	松和工業 SONG HO INDUSTRIAL CO., LTD.	7.30	23.65	21.50	100.00		
5439	高技企業 First Hi-tec Enterprise Co.,Ltd.	7.30	12.20	11.96	20.00		
3373	熱映光電 Radiant Innovation Inc.	7.31	28.75	25.00	150.00		
5013	強新工業 NEW BEST WIRE INDUSTRIAL CO.,LTD	7.31	11.10	10.57	50.01		
5014	建鋁實業 Chain Chon Industrial Co., Ltd.	7.31	11.00	10.68	30.00		
6298	崑強科技 Foxlink Image Technology	7.31	23.30	23.07	9.97		
3221	台灣嘉碩科技 TAI-SAW TECHNOLOGY CO.,LTD.	7.31	14.69	14.38	21.55		
4105	台灣東洋藥品工業 TTY BIOPHARM COMPANY LIMITED	7.31	122.40	104.62	170.00		
6152	百一電子 Prime Electronics & Satellitics Inc.	8.03	35.11	33.45	50.00		

股票代號 Code	公司名稱 Name of Company	日期 Date	除權前 參考價 (元) Reference Price Before Ex-right (NT\$)	除權後 參考價 (元) Reference Price After Ex-right (NT\$)	每仟股配發或認購 Entitlement Per 1,000 Shares		
					無償 股數 Grat- uitous Shares	有償 Non-gratuitous	
						股數 Shares	每股認購金額 Subscription Price Per Share
3085	久大資訊網路 Gu Ta Internet Information Co.,Ltd	8.03	14.80	14.61	13.00		
4527	堃霖冷凍機械 KUEN LING REFRIGERATING MACHINERY CO.,LTD.	8.03	16.00	15.24	50.00		
1580	新麥企業 SINMAG EQUIPMENT CORPORATION	8.03	37.40	35.62	49.48		
6105	瑞傳科技 Portwell, Inc.	8.03	29.55	28.97	20.00		
6243	迅杰科技 ENE Technology Inc.	8.04	66.83	63.56	51.44		
3551	世禾科技 SHIH HER TECHNOLOGIES INC.	8.04	46.05	41.87	99.97		
3206	志豐電子 KINGSTATE ELECTRONICS CORP.	8.04	13.20	13.00	15.00		
3520	振維電子 Jhen Vei Electronic Co., LTD.	8.04	12.00	11.76	20.00		
3444	利機企業 NICHING INDUSTRIAL CORP.	8.05	23.60	21.45	100.00		

股票代號 Code	公司名稱 Name of Company	日期 Date	除權前 參考價 (元) Reference Price Before Ex-right (NT\$)	除權後 參考價 (元) Reference Price After Ex-right (NT\$)	每仟股配發或認購 Entitlement Per 1,000 Shares		
					無償 股數 Gratuitous Shares	有償 Non-gratuitous	
						股數 Shares	每股認購金額 Subscription Price Per Share
3202	樺晟電子 HIGH-TEK HARNESS ENTERPRISE CO.,LTD	8.05	20.63	19.80	41.83		
3088	艾訊 AXIOMTEK CO., LTD.	8.06	23.85	23.38	19.98		
8996	高力熱處理工業 KAORI HEAT TREATMENT CO.,LTD	8.06	45.16	41.49	88.41		
3114	好德科技 Howteh Technology Co., Ltd.	8.06	12.97	12.35	50.00		
6123	上奇科技 GrandTech C.G. Systems Inc.	8.06	16.00	15.69	20.00		
3548	兆利科技 JARLLYTEC CO. , LTD.	8.06	33.40	32.43	30.00		
3562	頂晶科技 TYNSOLAR CORPORATION	8.06	34.50	31.36	100.00		
5392	應華精密 AVY Precision Technology INC.	8.06	190.50	173.19	99.94		
6244	茂迪 MOTEC INDUSTRIES INC	8.07	122.50	102.10	199.82		

股票代號 Code	公司名稱 Name of Company	日期 Date	除權前 參考價 (元) Reference Price Before Ex-right (NT\$)	除權後 參考價 (元) Reference Price After Ex-right (NT\$)	每仟股配發或認購 Entitlement Per 1,000 Shares		
					無償 股數 Gratuitous Shares	有償 Non-gratuitous	
						股數 Shares	每股認購金額 Subscription Price Per Share
3511	矽瑪科技 SIMULA TECHNOLOGY, INC.	8.07	47.20	45.83	30.00		
4720	德淵企業 TEX YEAR INDUSTRIES INC.	8.10	13.20	12.57	50.00		
6229	研通科技 V-TAC TECHNOLOGY CO.,LTD.	8.10	15.20	15.05	10.00		
3546	宇峻奧汀科技 Userjoy Technology Co.,Ltd.	8.10	332.50	284.19	170.00		
1785	光洋應用材料科技 Solar Applied Materials Technology Corp.	8.10	72.60	71.18	20.00		
5491	連展科技 ADVANCED-CONNECTEK INC.	8.11	21.35	19.50	42.03	171.66	15.00
6177	達麗建設 DA-LI CONSTRUCTION CO., LTD.	8.11	23.90	21.96	88.59		
5344	立衛科技 VATE TECHNOLOGY CO., LTD.	8.11	18.19	17.03	68.00		
4121	優盛醫學科技 ROSSMAX INTERNATIONAL LTD.	8.11	14.85	14.14	50.00		

股票代號 Code	公司名稱 Name of Company	日期 Date	除權前 參考價 (元) Reference Price Before Ex-right (NT\$)	除權後 參考價 (元) Reference Price After Ex-right (NT\$)	每仟股配發或認購 Entitlement Per 1,000 Shares		
					無償 股數 Grat- uitous Shares	有償 Non-gratuitous	
						股數 Shares	每股認購金額 Subscription Price Per Share
8047	星雲電腦 Great Computer Corp.	8.11	8.67	8.34	40.00		
6143	振曜科技 NETRONIX,INC.	8.11	44.25	42.55	40.00		
8107	大億科技 Kenmos Technology Co.,Ltd.	8.11	18.25	17.06	70.00		
3291	遠翔科技 Feeling Technology Corp.	8.11	30.72	30.12	20.00		
3162	精確實業 UNITED ALLOY-TECH COMPANY LTD	8.11	13.10	11.89	101.75		
8289	泰藝電子 TAITIEN ELECTRONICS CO., LTD.	8.11	13.70	13.43	20.00		
3523	迎輝科技 EFUN TECHNOLOGY CO.,LTD	8.12	40.67	36.17	124.47		
4120	友華生技 Orient Europharma Co., Ltd.	8.13	68.73	60.18	142.07		
6237	驊訊電子 C-MEDIA ELECTRONICS INC.	8.13	73.60	71.80	25.00		

股票代號 Code	公司名稱 Name of Company	日期 Date	除權前 參考價 (元) Reference Price Before Ex-right (NT\$)	除權後 參考價 (元) Reference Price After Ex-right (NT\$)	每仟股配發或認購 Entitlement Per 1,000 Shares		
					無償 股數 Gratuitous Shares	有償 Non-gratuitous	
						股數 Shares	每股認購金額 Subscription Price Per Share
6245	立端科技 Lanner Electronics Inc.	8.13	13.94	13.52	30.87		
5452	佶優科技 UNIC TECHNOLOGY CORP.	8.13	7.05	6.94	15.41		
6208	日揚科技 HIGHLIGHT TECH CORP.	8.13	9.83	9.64	20.00		
6279	胡連精密 HU LANE ASSOCIATE INC.	8.13	55.20	52.57	50.00		
4417	金洲海洋科技 KING CHOU MARINE TECHNOLOGY CO., LTD	8.13	12.90	12.29	50.00		
3498	陽程科技 USUN TECHNOLOGY CO.,LTD	8.13	36.99	35.50	42.00		
6263	普萊德科技 Planet Technology Corporation	8.13	29.20	28.35	30.00		
8064	東捷科技 Contrel Technology Co., Ltd	8.14	16.85	16.52	20.00		
6221	晉泰科技 Genesis Technology, Inc.	8.14	8.82	8.56	30.00		

股票代號 Code	公司名稱 Name of Company	日期 Date	除權前 參考價 (元) Reference Price Before Ex-right (NT\$)	除權後 參考價 (元) Reference Price After Ex-right (NT\$)	每仟股配發或認購 Entitlement Per 1,000 Shares		
					無償 股數 Grat- uitous Shares	有償 Non-gratuitous	
						股數 Shares	每股認購金額 Subscription Price Per Share
6122	擎邦國際科技 KING POLYTECHNIC ENGINEERING CO.,LTD.	8.14	23.17	22.59	25.73		
4123	晟德大藥廠 Center Laboratories, Inc.	8.14	50.20	42.71	175.50		
5009	榮剛材料 GLORIA MATERIAL TECHNOLOGY CORP	8.14	20.30	18.45	100.00		
6261	久元電子 YOUNGTEK ELECTRONICS CORPORATION	8.17	64.60	63.96	10.00		
9960	邁達康網路事業 DACOME INTERNATIONAL LTD.	8.17	17.35	16.37	60.00		
3288	點晶科技 SILICON TOUCH TECHNOLOGY INC.	8.17	26.00	25.45	21.60		
5508	永信建設 YUNGSHIN CONSTRUCTION & DEVELOPMENT CO.,LTD.	8.17	66.04	47.17	400.00		
4721	美琪瑪國際 MECHEMA CHEMICALS INT CORP.	8.17	22.45	21.80	30.00		
6146	耕興 SPORTON INTERNATIONAL INC.	8.18	62.10	61.49	10.00		

股票代號 Code	公司名稱 Name of Company	日期 Date	除權前 參考價 (元) Reference Price Before Ex-right (NT\$)	除權後 參考價 (元) Reference Price After Ex-right (NT\$)	每仟股配發或認購 Entitlement Per 1,000 Shares		
					無償 股數 Gratuitous Shares	有償 Non-gratuitous	
						股數 Shares	每股認購金額 Subscription Price Per Share
4103	百略醫學 MICROLIFE CORPORATION	8.18	39.50	38.35	30.00		
4528	江興鍛壓工業 CHIAN HSING FORGING INDUSTRIAL CO.,LTD.	8.18	12.25	11.34	80.00		
2596	綠意開發 ReaLy Development & Construction Corp.	8.19	27.80	23.17	200.00		
5213	力昕建設 Li Shin Construction Ltd.	8.19	28.15	25.57	100.73		
3297	杭特電子 Hunt Electronic Co., Ltd.	8.19	26.40	26.14	10.00		
3317	尼克森微電子 NIKO SEMICONDUCTOR CO.,LTD.	8.19	58.30	52.96	100.75		
4111	濟生化學製藥廠 CHI SHENG CHEMICAL CORPORATION	8.19	16.83	16.78	3.00		
5489	彩富電子 DYNACOLOR,INC.	8.19	31.62	30.13	49.22		
4535	至興精機 FINE BLANKING & TOOL CO., LTD	8.20	40.00	38.83	30.00		

股票代號 Code	公司名稱 Name of Company	日期 Date	除權前 參考價 (元) Reference Price Before Ex-right (NT\$)	除權後 參考價 (元) Reference Price After Ex-right (NT\$)	每仟股配發或認購 Entitlement Per 1,000 Shares		
					無償 股數 Grat- uitous Shares	有償 Non-gratuitous	
						股數 Shares	每股認購金額 Subscription Price Per Share
6223	旺矽科技 MPI CORPORATION	8.20	34.40	33.40	30.00		
4716	大立高分子工業 DAILY POLYMER CORP.	8.20	16.01	15.70	20.00		
8103	瀚荃 CviLux Corporation	8.20	30.06	28.64	49.72		
8234	新漢電腦 NEXCOM International Co., LTD.	8.20	24.80	22.55	100.00		
6182	合晶科技 WAFER WORKS CORP.	8.21	55.90	51.28	90.00		
5609	中菲行航空貨運承攬 Dimerco Express (Taiwan) Corp.	8.21	21.20	19.98	61.10		
4107	邦特生技 BIOTEQUE CORPORATION	8.24	39.60	38.45	30.00		
6227	茂綸 GALAXY FAR EAST CORP	8.24	12.90	12.65	20.00		
1784	訊聯生物科技 BIONET CORP.	8.25	71.05	68.88	31.51		

股票代號 Code	公司名稱 Name of Company	日期 Date	除權前 參考價 (元) Reference Price Before Ex-right (NT\$)	除權後 參考價 (元) Reference Price After Ex-right (NT\$)	每仟股配發或認購 Entitlement Per 1,000 Shares		
					無償 股數 Grat- uitous Shares	有償 Non-gratuitous	
						股數 Shares	每股認購金額 Subscription Price Per Share
3294	英濟 Megaforce Company Limited	8.25	18.40	18.04	19.97		
6163	華電聯網 Hwacom Systems Inc.	8.26	25.30	21.44	180.00		
1565	精華光學 St.Shine Optical Co.,Ltd.	8.26	138.50	138.22	2.00		
3227	原相科技 PixArt Imaging Inc.	8.26	218.07	215.94	9.88		
6173	信昌電子陶瓷 PROSPERITY DIELECTRICS CO., LTD.	8.26	18.00	17.65	20.00		
5512	力麒建設 RICH DEVELOPMENT CO.,LTD.	8.27	12.50	11.91	49.53		
8287	英格爾科技 ENG ELECTRIC CO., LTD.	8.27	21.50	20.48	50.00		
6220	岳豐科技 YFC-BonEagle ELECTRIC CO.,LTD	8.28	12.15	11.57	50.00		
6154	順發電腦 Sunfar Computer Co., Ltd	8.31	25.40	23.09	100.00		

股票代號 Code	公司名稱 Name of Company	日期 Date	除權前 參考價 (元) Reference Price Before Ex-right (NT\$)	除權後 參考價 (元) Reference Price After Ex-right (NT\$)	每仟股配發或認購 Entitlement Per 1,000 Shares		
					無償 股數 Gratuitous Shares	有償 Non-gratuitous	
						股數 Shares	每股認購金額 Subscription Price Per Share
5529	志嘉建設 Well Glory Development CO.,LTD.	8.31	9.78	9.36	45.00		
3289	宜特科技 INTEGRATED SERVICE TECHNOLOGY INC.	9.01	28.87	25.51	131.94		
3556	禾瑞亞科技 eGalax_eMPIA Technology Inc.	9.01	48.75	47.56	25.00		
8261	富鼎先進電子 Advanced Power Electronics Corp	9.02	31.15	29.95	40.00		
8908	欣雄天然氣 SHINHSIUNG NATURAL GAS INC.	9.03	15.00	14.42	40.00		
8942	森鉅科技 Xxentria Technology Materials Co.,Ltd	9.04	16.31	16.14	10.42		
8076	伍豐科技 FIRICH ENTERPRISES CO.,LTD.	9.08	80.99	73.54	101.39		
6284	佳邦科技 INPAQ TECHNOLOGY CO., LTD.	9.08	17.95	17.10	50.00		
3229	晟鈦 CHEER TIME ENTERPRISE CO., LTD	9.08	12.30	11.77	45.00		

股票代號 Code	公司名稱 Name of Company	日期 Date	除權前 參考價 (元) Reference Price Before Ex-right (NT\$)	除權後 參考價 (元) Reference Price After Ex-right (NT\$)	每仟股配發或認購 Entitlement Per 1,000 Shares		
					無償 股數 Gratuitous Shares	有償 Non-gratuitous	
						股數 Shares	每股認購金額 Subscription Price Per Share
3577	泓格科技 ICP DAS CO., LTD.	9.08	24.60	24.12	20.00		
4426	利勤實業 LI CHENG ENTERPRISE CO.,LTD.	9.08	10.35	10.05	30.00		
3287	廣寰科技 KWORLD COMPUTER CO.,LTD	9.09	29.03	28.13	32.00		
8067	志旭國際 Gish International Co.,Ltd.	9.09	9.78	9.23	60.00		
3325	旭品科技 Casing Macron Technology Co., Ltd.	9.09	24.85	23.89	40.00		
6265	堃昶 KUEN CHAANG UPPERTECH CORP.	9.10	16.20	14.22	139.01		
3299	帛漢 BOTHHAND ENTERPRISE INC.	9.10	25.75	24.53	49.78		
3078	僑威科技 CHANNEL WELL TECHNOLOGY CO.,LTD	9.10	17.26	16.04	76.50		
8929	富堡工業 Fu Burg Industrial Co., Ltd.	9.11	40.20	34.56		218.68	16.50

股票代號 Code	公司名稱 Name of Company	日期 Date	除權前 參考價 (元) Reference Price Before Ex-right (NT\$)	除權後 參考價 (元) Reference Price After Ex-right (NT\$)	每仟股配發或認購 Entitlement Per 1,000 Shares		
					無償 股數 Gratuitous Shares	有償 Non-gratuitous	
						股數 Shares	每股認購金額 Subscription Price Per Share
8050	廣積科技 IBASE TECHNOLOGY INC.	9.11	60.50	57.68	48.90		
3552	同致電子 TUNG THIH ELECTRONIC CO., LTD.	9.14	101.90	93.49	90.00		
4109	加捷科技事業 CHIA JEI TECHNOLOGY BUSINESS CO., LTD.	9.14	19.60	19.22	20.00		
6234	高橋自動化科技 TERA AUTOTECH CORPORATION	9.14	15.56	15.49	4.14		
3484	崧騰企業 SOLTEAM ELECTRONICS CO.,LTD.	9.14	39.70	36.10	99.71		
6508	惠光化學 Huikwang Corporation	9.14	24.70	24.46	10.00		
8349	友信國際 QST INTERNATIONAL CORP.	9.14	17.35	16.76	35.00		
4533	協易機械工業 SHIEH YIH MACHINERY INDUSTRY CO., LTD	9.16	11.65	10.84	30.00		
4128	中天生技 MICROBIO CO.,LTD.	9.17	34.80	32.66		645.29	30.00

股票代號 Code	公司名稱 Name of Company	日期 Date	除權前 參考價 (元) Reference Price Before Ex-right (NT\$)	除權後 參考價 (元) Reference Price After Ex-right (NT\$)	每仟股配發或認購 Entitlement Per 1,000 Shares		
					無償 股數 Grat- uitous Shares	有償 Non-gratuitous	
						股數 Shares	每股認購金額 Subscription Price Per Share
8383	千附實業 CHEN FULL INTERNATIONAL CO., LTD.	9.18	31.27	29.87	46.92		
2114	鑫永銓 HSIN YUNG CHIEN CO.,LTD.	9.18	29.05	27.67	50.00		
6118	建達國際 Xander International Corp.	9.23	15.25	14.95	20.00		
1569	濱川企業 Bin Chuan Enterprise Co., Ltd.	9.24	30.20	29.33	29.85		
3587	閱康科技 Materials Analysis Technology Inc.	9.24	24.33	22.87	63.73		
3452	益通光能科技 E-TON SOLAR TECH. CO., LTD	9.24	86.60	63.68	359.84		
4114	健喬信元醫藥生技 SYNMOSA BIOPHARMA CORPORATION	9.25	35.05	32.82	68.01		
1742	台灣蠟品 TAIWAN WAX COMPANY,LTD.	9.29	48.25	40.21	200.00		
8935	邦泰複合材料 PONTEX POLYBLEND CO.,LTD	9.29	10.80	10.54		392.53	10.00

股票代號 Code	公司名稱 Name of Company	日期 Date	除權前 參考價 (元) Reference Price Before Ex-right (NT\$)	除權後 參考價 (元) Reference Price After Ex-right (NT\$)	每仟股配發或認購 Entitlement Per 1,000 Shares		
					無償 股數 Grat- uitous Shares	有償 Non-gratuitous	
						股數 Shares	每股認購金額 Subscription Price Per Share
5706	鳳凰國際旅行社 Phoenix Tours International, Inc.	9.30	59.60	58.46		67.77	45.00
1815	富喬工業 FULLTECH FIBER GLASS CORP.	10.01	15.40	15.10	20.00		
2636	台驊國際 T.H.I. GROUP LTD.	10.07	18.97	18.40	30.80		
3303	岱稜科技 UNIVACCO TECHNOLOGY INC.	10.12	28.87	27.17	62.58		
5478	智冠科技 SOFT-WORLD INTERNATIONAL CORPORATION	10.13	161.85	161.05	5.00		
5519	隆大營造 LONG DA CONSTRUCTION CO.,LTD.	10.14	28.35	26.25	80.00		
8049	晶采光電 AMPIRE CO., LTD	10.15	12.50	12.07		154.74	10.00
4707	磐亞 PAN ASIA CHEMICAL CO.	10.16	13.85	12.59	100.00		
3230	錦明實業 Jiin Ming Industry CO.,LTD	10.22	15.70	14.83	58.37		

股票代號 Code	公司名稱 Name of Company	日期 Date	除權前 參考價 (元) Reference Price Before Ex-right (NT\$)	除權後 參考價 (元) Reference Price After Ex-right (NT\$)	每仟股配發或認購 Entitlement Per 1,000 Shares		
					無償 股數 Gratuitous Shares	有償 Non-gratuitous	
						股數 Shares	每股認購金額 Subscription Price Per Share
6170	統振 WELLDONE COMPANY	10.23	40.00	36.36	100.00		
3073	普格科技 PRESCOPE TECHNOLOGIES CO.,LTD	11.04	51.90	48.64		172.96	34.50
1558	伸興工業 ZENG HSING INDUSTRIAL CO., LTD.	11.05	80.90	79.49		64.40	62.00
5475	德宏工業 GLOTECH INDUSTRIAL CORP	11.09	8.98	8.86		67.92	7.50
4733	上緯企業 SWANCOR.IND.CO.,LTD	11.12	70.80	69.97		62.23	60.00
8080	台灣奧斯特 TAIWAN OSTOR CORP.	11.18	14.65	14.09	40.00		
8086	宏捷科技 ADVANCED WIRELESS SEMICONDUCTOR COMPANY	11.20	36.35	35.19		65.81	22.00
6182	合晶科技 WAFER WORKS CORP.	11.20	56.30	55.60		49.70	45.00
5506	長鴻營造 EVERGREEN CONSTRUCTION CORPORATION LTD.	11.24	5.72	3.68		2267.51	3.00

股票代號 Code	公司名稱 Name of Company	日期 Date	除權前 參考價 (元) Reference Price Before Ex-right (NT\$)	除權後 參考價 (元) Reference Price After Ex-right (NT\$)	每仟股配發或認購 Entitlement Per 1,000 Shares		
					無償 股數 Grat- uitous Shares	有償 Non-gratuitous	
						股數 Shares	每股認購金額 Subscription Price Per Share
3389	志遠電子 TECHMOSA INTERNATIONAL INC.	12.02	24.95	24.23		127.02	20.00
3553	力積電子 Zentel Electronic Corporation	12.10	86.20	84.13		68.64	60.00
3615	安可光電 AimCore Technology Co., Ltd	12.14	61.50	58.90		122.55	43.00
6278	台灣表面黏著科技 Taiwan Surface Mounting Technology Corp.	12.15	85.50	83.41		90.77	65.00
8996	高力熱處理工業 KAORI HEAT TREATMENT CO.,LTD	12.15	44.40	43.41		65.08	32.00

25 98年度櫃檯買賣市場信用交易成交值占市場總成交值比率表
Margin Trading to Total Market Turnover on GTSM in 2009

單位：億元

Unit : NT\$100M

年/月 Yr/Mo	總成交值 (A) Total Trading Value	較前一期增減變化 (%) Change From Previous Month	信用交易 (B) Margin Trading	較前一期增減變化 (%) Change From Previous Month	(B)/2(A) %
2009	52,389.6	-----	31,847.2	-----	30.39
2009/01	946.7	-45.19	554.8	-44.48	29.30
2009/02	1,576.9	66.58	917.4	65.36	29.09
2009/03	2,994.4	89.89	1,831.8	99.68	30.59
2009/04	4,670.1	55.96	2,727.8	48.91	29.20
2009/05	5,107.4	9.36	3,142.4	15.20	30.76
2009/06	4,589.7	-10.14	2,833.1	-9.84	30.86
2009/07	6,046.2	31.73	3,723.3	31.42	30.79
2009/08	4,056.6	-32.91	2,369.1	-36.37	29.20
2009/09	5,519.2	36.05	3,413.4	44.08	30.92
2009/10	4,672.6	-15.34	2,835.4	-16.93	30.34
2009/11	4,355.6	-6.79	2,636.9	-7.00	30.27
2009/12	7,854.1	80.32	4,861.9	84.38	30.95

註：(B) 欄信用交易成交值，不含94年11月14日起實施之資券相抵成交值。

Note : Margin trading values in column (B) do not include the value of margin purchase and short selling offset implemented since November 14, 2005.

26 98年度櫃檯買賣市場融資及融券餘額成長表**Changes of Margin Trading and Securities Loan Balance on GTSM in 2009**

年/月 Yr/Mo	融資餘額 (億元) Margin Balance (NT\$100M)	較前一期增減變化(%) Change from Previous Month	融券餘額 (仟股) Securities Loan Balance (1,000 shares)	較前一期增減變化(%) Change from Previous Month
2009/01	189.5	—	105,361	—
2009/02	203.3	7.24	94,892	-9.94
2009/03	241.2	18.67	66,161	-30.28
2009/04	277.6	15.07	74,289	12.29
2009/05	366.5	32.03	134,946	81.65
2009/06	356.5	-2.71	91,738	-32.02
2009/07	420.6	17.98	164,651	79.48
2009/08	411.2	-2.25	105,155	-36.13
2009/09	467.2	13.63	158,217	50.46
2009/10	468.2	0.20	160,636	1.53
2009/11	513.7	9.73	133,500	-16.89
2009/12	590.8	15.00	190,292	42.54

興櫃股票市場 Emerging Stock Market

 1 98年度本國興櫃股票新登錄公司彙總表
 New Listing on Emerging Stock Market in 2009

公司代號 Code	公司名稱 Company Name	推薦證券商 Recommending Securities Firms	資本額(億元) Capital Issued (NT\$100MM)	掛牌日期 Date of Listing
3647	旭晶能源科技 Eversol Corp.	第一金First Securities Inc.、日盛Jih Sun Securities Co., Ltd.、金鼎Taiwan International Securities Corp.	9.3	20090227
5864	致和證券 CONCORD INTERNATIONAL SECURITIES CO., LTD	統一President Securities Corp.、大眾Ta Chong Securities Corp.、國票Waterland Securities Co., Ltd.、太平洋Nettrade Securities Co., Ltd.	19.4	20090409
3122	笙泉科技 Megawin Technology Co., Ltd.	群益Capital Securities Corp.、元大Yuanta Core Pacific Securities Co., Ltd.、兆豐Mega Securities Co., Ltd.	3.4	20090420
2063	世鎧精密 SHEH KAI PRECISION CO.,LTD	永豐金SinoPac Securities Corp.、第一金First Securities Inc.、寶來Polaris Securities Co., Ltd.	1.9	20090428
3598	奕力科技 ILI Technology Corp	凱基KGI Securities Co., Ltd.、元大Yuanta Core Pacific Securities Co., Ltd.、永豐金SinoPac Securities Corp.、大華Grand Cathay Securities Corp.	3.2	20090508
3131	弘塑科技 GRAND PLASTIC TECHNOLOGY CORPORATION	群益Capital Securities Corp.、統一President Securities Corp.、國票Waterland Securities Co., Ltd.、中國信託Chinatrust Securities Co., Ltd.	2	20090508
3662	樂陞科技 XPEC Entertainment Inc.	元富MasterLink Securities Corp.、統一President Securities Corp.	1.2	20090520
4744	皇將科技 CVC Technologies Inc.	第一金First Securities Inc.、宏遠Horizon Securities Co., Ltd.	1.7	20090527
3656	聯勝光電 High Power Opto. Inc.	群益Capital Securities Corp.、日盛Jih Sun Securities Co., Ltd.、富邦Fubon Securities Co., Ltd.、大眾Ta Chong Securities Corp.、第一金First Securities Inc.、元大Yuanta Core Pacific Securities Co., Ltd.、寶來Polaris Securities Co., Ltd.	8.3	20090616
4743	合一生技 ONENESS BIOTECH CO., LTD.	元富MasterLink Securities Corp.、兆豐Mega Securities Co., Ltd.	5.5	20090619

公司代號 Code	公司名稱 Company Name	推薦證券商 Recommending Securities Firms	資本額（億元） Capital Issued (NT\$100MM)	掛牌日期 Date of Listing
4740	慕德生物科技 Cyto Biotech, Inc.	兆豐Mega Securities Co., Ltd.、國票Waterland Securities Co., Ltd.、金鼎Taiwan International Securities Corp.	6.3	20090619
3666	光耀科技 Optivision Technology Inc.	宏遠Horizon Securities Co., Ltd.、群益Capital Securities Corp.、大華Grand Cathay Securities Corp.、中國信託Chinatrust Securities Co., Ltd.	3.6	20090619
3669	圓展科技 AVerMedia Information Inc.	永豐金SinoPac Securities Corp.、凱基KGI Securities Co., Ltd.、富邦Fubon Securities Co., Ltd.、日盛Jih Sun Securities Co., Ltd.	7.4	20090715
3628	盈正豫順電子 ABLEREX ELECTRONICS CO., LTD.	富邦Fubon Securities Co., Ltd.、群益Capital Securities Corp.、寶來Polaris Securities Co., Ltd.	4.1	20090817
4737	華廣生技 BIONIME CORPORATION	富邦Fubon Securities Co., Ltd.、群益Capital Securities Corp.、寶來Polaris Securities Co., Ltd.	2.8	20090826
8977	南國有線電視 NAN-KUO CATV CO.,LTD	寶來Polaris Securities Co., Ltd.、華南永昌Hua Nan Entrust Securities Ltd. Co.	2.5	20090828
3675	德微科技 Eris Technology Corp.	富邦Fubon Securities Co., Ltd.、第一金First Securities Inc.	1.5	20090908
4738	尚志化學精密 TATUNG FINE CHEMICALS CO.	日盛Jih Sun Securities Co., Ltd.、寶來Polaris Securities Co., Ltd.、富邦Fubon Securities Co., Ltd.、國票Waterland Securities Co., Ltd.	3.1	20090909
4429	聚紡 G-FUN INDUSTRIAL CORPORATION	大華Grand Cathay Securities Corp、台証Taiwan Securities Co., Ltd.、富邦Fubon Securities Co., Ltd.	2.2	20090909
2722	夏都國際開發 Chateau International Development Co.,Ltd.	統一President Securities Corp.、國票Waterland Securities Co., Ltd.、大眾Ta Chong Securities Corp.、致和Concord International Securities Co., Ltd.、太平洋Nettrade Securities Co., Ltd.	5.7	20090917
3657	大衛電子 David Electronics Company Ltd.	元大Yuanta Core Pacific Securities Co., Ltd.、兆豐Mega Securities Co., Ltd.、群益Capital Securities Corp.	2.4	20090924

公司代號 Code	公司名稱 Company Name	推薦證券商 Recommending Securities Firms	資本額 (億元) Capital Issued (NT\$100MM)	掛牌日期 Date of Listing
3105	穩懋半導體 WIN SEMICONDUCTORS CORP.	群益Capital Securities Corp.、元大Yuanta Core Pacific Securities Co., Ltd.、寶來Polaris Securities Co., Ltd.、永豐金SinoPac Securities Corp.	5.9	20091006
3686	達能科技 Danen Technology Corporation	群益Capital Securities Corp.、元富Master Link Securities Corp.、金鼎Taiwan International Securities Corp.、大眾Ta Chong Securities Corp.	12.6	20091008
3691	碩禾電子材料 GIGASOLAR MATERIALS CORPORATION	凱基KGI Securities Co., Ltd.、兆豐Mega Securities Co., Ltd.、日盛Jih Sun Securities Co., Ltd.	2.0	20091012
3680	家登精密工業 Gudeng Precision Industrial Co., LTD	金鼎Taiwan International Securities Corporation、 富邦Fubon Securities Co., Ltd.、永豐金SinoPac Securities Corporation	2.8	20091016
3659	百辰光電 Bison Electronics Inc.	凱基KGI Securities Co., Ltd.、中國信託Chinatrust Securities Co., Ltd.	1.9	20091019
3690	群豐科技 Aptos Technology Inc.	宏遠Horizon Securities Co., Ltd.、日盛Jih Sun Securities Co., Ltd.、群益Capital Securities Corp.	9.8	20091020
3678	聯享光電 Ushine Photonics Corporation	群益Capital Securities Corp.、永豐金SinoPac Securities Corporation、第一金First Securities Inc.、統一President Securities Corp.	2.1	20091022
1757	國慶化學 KUO CHING CHEMICAL CO., LTD.	群益Capital Securities Corp.、中國信託Chinatrust Securities Co., Ltd.、富邦Fubon Securities Co., Ltd.、永豐金SinoPac Securities Corp.、台灣工銀 IBT Securities Co., Ltd.	5.1	20091022
4430	耀億工業 YAO I FABRIC CO.,LTD.	大華Grand Cathay Securities Corp、中國信託 Chinatrust Securities Co., Ltd.、永豐金SinoPac Securities Corporation、富邦Fubon Securities Co., Ltd.	3.1	20091030
3694	海華科技 AzureWave Technologies, Inc.	元大Yuanta Core Pacific Securities Co., Ltd.、兆 豐Mega Securities Co., Ltd.	9.0	20091030
8410	森田印刷廠 Sentien Printing Factory Co.,Ltd	凱基KGI Securities Co., Ltd.、元大Yuanta Core Pacific Securities Co., Ltd.	2.8	20091103
3685	政翔精密 Jeng Shiang Precision ind. Co., Ltd.	宏遠Horizon Securities Co., Ltd.、元富Master Link Securities Corp.、台灣工銀IBT Securities Co., Ltd.	3.4	20091103

公司代號 Code	公司名稱 Company Name	推薦證券商 Recommending Securities Firms	資本額 (億元) Capital Issued (NT\$100MM)	掛牌日期 Date of Listing
5536	聖暉工程科技 Acter Co., Ltd.	大華Grand Cathay Securities Corp、永豐金 SinoPac Securities Corporation、富邦Fubon Securities Co., Ltd.	3.5	20091112
3679	新至陞科技 Nishoku Technology Inc.	元大Yuanta Core Pacific Securities Co., Ltd.、 兆豐Mega Securities Co., Ltd.、群益Capital Securities Corp.	7.1	20091112
4746	台耀化學 Formosa Laboratories, Inc.	元大Yuanta Core Pacific Securities Co., Ltd.、群 益Capital Securities Corp.、大華Grand Cathay Securities Corp、富邦Fubon Securities Co., Ltd.、元富Master Link Securities Corp.	6.0	20091127
1586	和勤精機 CHINA FINEBLANKING TECHNOLOGY CO.,LTD.	第一金First Securities Inc.、大華Grand Cathay Securities Corp、永豐金SinoPac Securities Corp.	3.8	20091127
1762	中化合成生技 Chunghwa Chemical Synthesis & Biotech Co.,Ltd	富邦Fubon Securities Co., Ltd.、大華Grand Cathay Securities Corp.、兆豐Mega Securities Co., Ltd.、群益Capital Securities Corp.、華南永 昌Hua Nan Entrust Securities Ltd. Co.	7.0	20091210
4914	和鋁精密電子 OCTEKCONN INCORPORATION	元富Master Link Securities Corp.、日盛Jih Sun Securities Co., Ltd.、群益Capital Securities Corp.	2.9	20091223
3432	台端興業 TAI TWUN ENTERPRISE CO. LTD.	富邦Fubon Securities Co., Ltd.、群益Capital Securities Corp.、大眾Ta Chong Securities Corp.	5.3	20091225
4916	事欣科技 Primax Electronics Ltd.	凱基KGI Securities Co., Ltd.、群益Capital Securities Corp.	1.5	20091225
4138	曜亞國際 DYNAMIC MEDICAL TECHNOLOGIES INC.	元富Master Link Securities Corp.、日盛Jih Sun Securities Co., Ltd.	2.2	20091228
4915	致伸科技 Primax Electronics Ltd.	東興Tong Shing Securities Co., Ltd.、國泰Cathay Securities Co., Ltd.、永豐金SinoPac Securities Corp.、大華Grand Cathay Securities Corp.	3.8	20091231
3684	榮昌科技 Grand-Tek Technology Co., Ltd.	群益Capital Securities Corp.、元富Master Link Securities Corp.、寶來Polaris Securities Co., Ltd.	1.6	20091231
3613	碩達科技 STACK DEVICES CORP.	永豐金SinoPac Securities Corporation、金鼎 Taiwan International Securities Corporation、宏遠 Horizon Securities Co., Ltd.	5.2	20091231

2 98年度外國興櫃股票新登錄公司彙總表

New Listing of Foreign Stocks on Emerging Stock Market Board in 2009

公司代號 Code	公司名稱 Company Name	推薦證券商 Recommending Securities Firms	資本額(億元) Capital Stock (NT\$100MM)	掛牌日期 Date of Listing
3664	KY安瑞 Array Inc.	中國信託Chinatrust Securities Co., Ltd.、凱基KGI Securities Co., Ltd.	5.4	20090513
4745	KY合富 Cowealth Medical Holding Co., Ltd.	宏遠Horizon Securities Co., Ltd.、大眾Ta Chong Securities Corp.	4.6	20090522
2637	KY慧洋 Wisdom Marine Lines Co., Limited	元富MasterLink Securities Corp.、兆豐Mega Securities Co., Ltd.、康和Concord Securities Co., Ltd.、統一President Securities Corp.	22	20090831
4139	KY馬光 MA KUANG HEALTHCARE HOLDING LIMITED.	日盛Jih Sun Securities Co., Ltd.、新光Shin Kong International Securities Co., Ltd.	1.3	20091028
3651	KYKH(天鵬盛電子) Keen High Technologies Limited	富邦Fubon Securities Co., Ltd.、華南永昌Hua Nan Entrust Securities Ltd. Co.、日盛Jih Sun Securities Co., Ltd.、金鼎Taiwan International Securities Corp.、大眾Ta Chong Securities Corp.	6.2	20091117
8411	KY福貞 KINGCAN HOLDINGS LIMITED	永豐金SinoPac Securities Corporation、寶來Polaris Securities Co., Ltd.	6.0	20091217
4912	KY聯德 LEMTECH HOLDINGS CO., LIMITED	兆豐Mega Securities Co., Ltd.、統一President Securities Corp.	2.5	20091217
2721	KY楷捷 Kai Chieh International Investment Ltd.	群益Capital Securities Corp.、寶來Polaris Securities Co., Ltd.	6.8	20091217
4917	KY潤百 Rinpak Technology Holdings Limited	富邦Fubon Securities Co., Ltd.、元大Yuanta Core Pacific Securities Co., Ltd.、大眾Ta Chong Securities Corp.、兆豐Mega Securities Co., Ltd.	3.0	20091225

3

98年度興櫃公司現金增資及無償配股總額表

Capital Increase and Gratuitous stock Distribution of Emerging stock Companies in 2009

項 目 Item	金 額 (新台幣億元) Amount (in NT\$ 100 million)	百 分 比 Percentage
現金增資 Capital Increase by Cash	29.34	62.2
無償配股 Gratuitous Stock Distribution	17.8	37.76
合 計 Total	47.14	100

4 98年度興櫃公司資本變動統計表 Capital Change of Emerging Stock Companies in 2009

年/月 Yr/Mo	興櫃股票 Emerging stock				初次登錄 Newly Registered					
	家數 No.	櫃檯買賣 面值 Par Value	成長率 Growth Rate (%)	櫃檯買賣 市值 Market Capita- lization	家數 No.	金額 Amount	現金增資 Capital Increased by Cash		盈餘轉增資 Capital Increased by Earnings Recapitalization	
							家數 No.	金額 Amount	家數 No.	金額 Amount
2009/01	225	276.73	-1.34	235.34	0	0	0	0	0	0
2009/02	220	275.18	-0.56	256.5	1	0.93	4	0.214	0	0
2009/03	209	267.3	-2.86	266.18	0	0	3	0.588	0	0
2009/04	204	265.55	-0.65	310.89	3	2.48	1	0.048	0	0
2009/05	208	265.51	-0.02	345.08	6	1.81	0	0	0	0
2009/06	206	263.14	-0.9	326.13	4	1.8	1	0.03	0	0
2009/07	205	263.47	0.13	385.39	1	0.74	1	0.08	1	0.027
2009/08	203	271.08	2.89	380.57	4	3.13	2	0.4	12	0.48
2009/09	206	272.31	0.45	430.26	5	1.49	4	0.21	19	0.812
2009/10	215	283.43	4.08	467.22	11	10.92	3	0.53	10	0.283
2009/11	218	284.83	0.5	491.45	7	3.28	5	0.704	5	0.118
2009/12	223	288.39	1.25	517.64	12	8.19	2	0.13	2	0.06
2009	223	288.39	2.81	517.64	54	34.77	26	2.934	49	1.78

註：興櫃股票市場自91年1月2日起開始交易。

Note: The Emerging Stock Market commenced trading on Jan. 2, 2002.

單位：十億元

Unit:NT\$Billion

增 資 Capital Increased							減 資 Capital Decreased		終止櫃檯 買賣 Terminated Registration		資本變動 合計數 Total Amount of Changes in Capital
資本公積轉增資 Capital Increase Out of Capital Reserve		合併增資 Capital Increase by Acquisition		其 他 Others		家數 No.	金額 Amount	家數 No.	金額 Amount		
家數 No.	金額 Amount	家數 No.	金額 Amount	家數 No.	金額 Amount						
0	0	0	0.00	10	0.122	0	0	8	3.89	-3.77	
0	0	0	0.00	10	0.165	1	0.03	6	2.82	-1.55	
0	0	0	0.00	11	0.092	0	0	11	8.56	-7.88	
0	0	0	0.00	10	0.02	1	0.005	8	4.3	-1.75	
0	0	0	0.00	7	0.013	1	0.0004	2	1.86	-0.04	
0	0	0	0.00	4	0.459	0	0	6	4.66	-2.37	
0	0	0	0.00	16	0.105	0	0	2	0.62	0.33	
0	0	0	0.00	20	6.09	0	0	6	2.49	7.61	
1	0.028	0	0.00	19	0.048	1	0.4	2	0.96	1.23	
3	0.047	0	0.00	19	0.688	0	0	2	1.35	11.12	
1	0.013	0	0.00	16	0.108	2	0.771	4	2.05	1.40	
0	0	0	0.00	24	0.14	0	0	7	4.96	3.56	
5	0.088	0	0.00	166	8.05	6	1.206	64	38.52	7.89	

5 98年度興櫃股票交易情形統計表 Trading of Emerging Stocks in 2009-by Month

項目 Item	1月 Jan.	2月 Feb.	3月 Mar.	4月 Apr.	5月 May
股票總成交值 (億元) Total Turnover (NT\$100MM)	19.54	42.85	126.54	129.47	128.11
股票總成交股數 (千股) Total Volume (1,000 shares)	113,918	207,418	411,685	530,852	397,598
股票總成交筆數 Total Number of Transactions	22,259	41,943	83,678	106,065	85,898
股票交易日數 Trading Days	15	20	22	22	18
股票平均日成交值 (億元) Daily Average Turnover (NT\$100MM)	1.30	2.14	5.75	5.89	7.12
股票平均日成交量 (千股) Daily Average Volume (1,000 shares)	7,595	10,371	18,713	24,130	22,089
股票平均日成交筆數 (筆) Daily Average Number of Transactions	1,484	2,097	3,804	4,821	4,772
股票每筆交易平均金額 (千元) Average Value Per Transaction (NT\$1,000)	87.79	102.15	151.23	122.07	149.14
股票每筆交易平均股數 (千股) Average Volume Per Transaction (1,000 shares)	5.12	4.95	4.92	5.00	4.63

	6月 Jun.	7月 Jul.	8月 Aug.	9月 Sep.	10月 Oct.	11月 Nov.	12月 Dec.	合計 Total
	119.17	188.00	150.65	179.33	171.42	150.73	280.72	1,686.52
	326,498	435,567	341,490	537,319	542,543	446,865	797,744	5,089,498
	69,260	100,468	80,382	105,458	104,388	80,044	131,827	1,011,670
	23	23	20	22	22	21	23	251
	5.18	8.17	7.53	8.15	7.79	7.18	12.21	6.72
	14,196	18,938	17,075	24,424	24,661	21,279	34,685	20,277
	3,011	4,368	4,019	4,794	4,745	3,812	5,732	4,031
	172.06	187.12	187.42	170.05	164.21	188.31	212.94	166.71
	4.71	4.34	4.25	5.10	5.20	5.58	6.05	5.03

債券市場 Bond Market

1 98年度政府公債上櫃狀況統計表 Government Bonds on GTSM in 2009

項目 Item	期數 No. of Issues	金額 (新台幣億元) Amount Issued (NT\$1M)
97 年底餘額 Amount outstanding at year-end 2008	91	37,351.71
98 年新上櫃總額 New listing in 2009	10	4,956.00
到期 (提前) 還本總額 Total principal paid back on maturity (early)	8	2,599.20
98 年底餘額 Amount outstanding at year-end 2009	93	39,708.51

2 98年度金融債券上櫃狀況統計表 Financial Debentures on GTSM in 2009

項目 Item	期數 No. of Issues	金額 (新台幣億元) Amount Issued (NT\$1M)
97 年底餘額 Amount outstanding at year-end 2008	929	8,062.00
98 年新上櫃總額 New listing in 2009	41	890.70
到期 (提前) 還本總額 Total principal paid back on maturity (early)	365	1,582.00
98 年底餘額 Amount outstanding at year-end 2009	605	7,370.70

3 98年度公司債上櫃狀況統計表 Corporate Bonds on GTSM in 2009

項 目 Item	期 數 No. of Issues	金額（新台幣億元） Amount Issued（NT\$1M）
97 年底餘額 Amount outstanding at year-end 2008	1,409	11,282.90
98 年新上櫃總額 New listing in 2009	100	2,012.40
到期（提前）還本總額 Total principal paid back on maturity（early）	521	2,527.65
98 年底餘額 Amount outstanding at year-end 2009	988	10,767.65

註：公司債包含普通公司債、轉（交）換公司債及附認股權公司債。

Note: Corporate bonds include straight bonds, convertible (exchangeable) bonds and bonds with warrant.

4 98年度金融資產證券化/不動產資產信託上櫃狀況統計表 ABS/REIT on GTSM in 2009

項 目 Item	期 數 No. of Issues	金額（新台幣億元） Amount Issued（NT\$1M）
97 年底餘額 Amount outstanding at year-end 2008	82	1,442.75
98 年新上櫃總額 New listing in 2009	0	-
到期（提前）還本總額 Total principal paid back on maturity（early）	11	383.20
98 年底餘額 Amount outstanding at year-end 2009	71	1,059.60

5 98年度外國債券上櫃狀況統計表 Foreign Bonds on GTSM in 2009

項目 Item	期數 No. of Issues	金額（新台幣億元） Amount Issued (NT\$1M)
97 年底餘額 Amount outstanding at year-end 2008	97	450
98 年新上櫃總額 New listing in 2009	2	57
到期（提前）還本總額 Total principal paid back on maturity (early)	38	120
98 年底餘額 Amount outstanding at year-end 2009	61	387

6 98年度國際債券上櫃狀況統計表 International Bonds on GTSM in 2009

項目 Item	期數 No. of Issues	金額（新台幣億元） Amount Issued (NT\$1M)
97 年底餘額 Amount outstanding at year-end 2008	2	167
98 年新上櫃總額 New listing in 2009	2	170
到期（提前）還本總額 Total principal paid back on maturity (early)	1	83
98 年底餘額 Amount outstanding at year-end 2009	3	254

註：F89501以95/11/1發行時之匯率1美元兌33.08新台幣換算，約新台幣82.7億元及F99601以96/4/10發行時之匯率1澳幣兌27.25新台幣計算，約新台幣83.93億，兩檔合計為新台幣166.63億元。

Note: The issue amount of F89501 was NT\$8,270 million as computed by the exchange rate of USD:NTD = 1: 33.08 at the time of issue on 2006/11/1; the issue amount of F99601 was NT\$8,393 million as computed by the exchange rate of AUD:NTD = 1:27.25 at the time of issue on 2007/4/10. The two issues combined totaled NT\$16,663 million.

7 98年度櫃檯買賣債券交易統計表 Bond Trading on GTSM in 2009

年/月 Yr/Mo	上櫃債券總成交金額 (億元) Total Trading Value (NT\$100M)	債券營業日數 No. of Trading Days	債券平均日成交值 (億元) Ave. Daily Turnover (NT\$100M)
2009/01	51,878	17	3,051.63
2009/02	60,077	20	3,003.84
2009/03	69,878	22	3,176.26
2009/04	58,574	22	2,662.45
2009/05	56,330	18	3,129.43
2009/06	62,547	23	2,719.43
2009/07	60,068	23	2,611.66
2009/08	55,985	20	2,799.24
2009/09	63,291	22	2,876.87
2009/10	66,291	22	3,013.23
2009/11	54,389	21	2,589.95
2009/12	58,633	23	2,549.25
合計 Total	717,940	253	2,837.71

註：本表數字包含轉換公司債及附認股權公司債。

Note: The figures include convertible bonds and corporate bonds with warrant.

8 98年度櫃檯買賣債券成交金額統計表 Turnover of Bond Trading on GTSM in 2009

年/月 Yr/Mo	買賣斷 (億元) Outrights (NT\$100M)	百分比 %	附條件 (億元) RP/RS (NT\$100M)	百分比 %	合計 (億元) Total (NT\$100M)
2009/01	15,650.94	30.17%	36,226.76	69.83%	51,877.70
2009/02	19,400.88	32.29%	40,675.82	67.71%	60,076.70
2009/03	25,168.21	36.02%	44,709.60	63.98%	69,877.81
2009/04	17,648.54	30.13%	40,925.25	69.87%	58,573.79
2009/05	18,889.09	33.53%	37,440.73	66.47%	56,329.82
2009/06	19,815.65	31.68%	42,731.33	68.32%	62,546.98
2009/07	21,872.19	36.41%	38,195.93	63.59%	60,068.12
2009/08	16,425.59	29.34%	39,559.17	70.66%	55,984.76
2009/09	19,488.72	30.79%	43,802.37	69.21%	63,291.09
2009/10	19,939.12	30.08%	46,352.04	69.92%	66,291.16
2009/11	12,189.84	22.41%	42,199.21	77.59%	54,389.05
2009/12	12,426.45	21.19%	46,206.38	78.81%	58,632.83
合計 Total	218,915.22	30.49%	499,024.59	69.51%	717,939.81

註：本表數字包含轉換公司債及附認股權公司債。

Note: The figures include convertible bonds and corporate bonds with warrant.

9 98年度各年期指標債券加權平均殖利率 Statistics of Weighted Average Yield of Benchmark Bonds in 2009

年/月 Yr/Mo	5年期 5-Year		10年期 10-Year		20年期 20-Year	
	加權平均 殖利率 % Weighted Ave. Yield	買賣斷金額 (億元) Outright Trade Value (NT\$100M)	加權平均 殖利率 % Weighted Ave. Yield	買賣斷金額 (億元) Outright Trade Value (NT\$100M)	加權平均 殖利率 % Weighted Ave. Yield	買賣斷金額 (億元) Outright Trade Value (NT\$100M)
2009/01	0.9893	1,051.22	1.4704	12,510.07	2.0776	231.58
2009/02	0.9737	3,315.74	1.5344	2,416.23	2.1428	1,534.16
2009/03	1.0209	2,529.61	1.5282	22,786.91	2.1334	387.76
2009/04	1.0640	11,965.27	1.5523	1,594.53	2.2721	44.39
2009/05	1.0393	11,108.63	1.6280	681.33	2.3276	1,367.90
2009/06	1.0215	873.73	1.6327	18,994.42	2.3257	154.30
2009/07	0.9766	14,362.00	1.5825	1,569.26	2.2274	47.12
2009/08	0.9182	7,506.82	1.5279	272.32	2.1877	734.87
2009/09	0.8710	1,319.35	1.4607	18,040.21	2.0780	96.31
2009/10	0.8615	3,672.82	1.3812	11,482.28	2.0930	172.50
2009/11	0.8887	4,373.69	1.4455	2,389.90	2.1813	1,589.90
2009/12	0.9042	662.64	1.4688	8,344.83	2.0933	188.29

註：本表之殖利率為債券等殖成交之加權平均殖利率。
Note: The yields are weighted average yield of bonds.

10 98年度櫃檯買賣債券買賣斷交易成交金額統計表
Turnover of Bond outright Trade on GTSM in 2009

年/月 Yr/Mo	政府公債 Government Bond		金融債券 Financial Debenture		受益證券 Beneficiary Securities		普通公司債 Corporate Bond	
	成交金額 Value	百分比 %	成交金額 Value	百分比 %	成交金額 Value	百分比 %	成交金額 Value	百分比 %
2009/01	15,271.86	97.58	50.05	0.32	0.00	0.00	238.95	1.53
2009/02	18,889.37	97.36	43.11	0.22	0.00	0.00	346.08	1.78
2009/03	24,738.81	98.29	14.69	0.06	0.58	0.00	280.51	1.11
2009/04	17,049.36	96.60	92.64	0.52	0.00	0.00	358.75	2.03
2009/05	18,430.52	97.57	96.73	0.51	0.00	0.00	194.05	1.03
2009/06	19,255.10	97.17	221.22	1.12	0.00	-	183.53	0.93
2009/07	21,385.67	97.78	101.70	0.46	0.00	-	181.14	0.83
2009/08	15,932.17	97.00	29.61	0.18	0.41	0.00	295.44	1.80
2009/09	18,994.03	97.46	121.15	0.62	0.59	0.00	168.77	0.87
2009/10	19,178.14	96.18	159.09	0.80	0.18	0.00	420.37	2.11
2009/11	11,508.40	94.41	122.14	1.00	0.03	0.00	338.35	2.78
2009/12	11,599.60	93.34	180.32	1.45	0.00	-	406.95	3.27
合計 Total	212,233.03	96.95	1,232.45	0.56	1.80	0.00	3,412.89	1.56

註：本表含各分割債券之交易金額。

Note: The figures include the trading of stripped bonds.

單位：億元
Unit NT\$100M

	轉換公司債 Convertible Corporate Bond		附認股權公司債 Corporate Bond With Warrant		外國債券 Foreign Bond		合計 Total
	成交金額 Value	百分比 %	成交金額 Value	百分比 %	成交金額 Value	百分比 %	
	82.56	0.53	0.00	-	7.51	0.05	15,650.93
	112.32	0.58	0.00	-	10.00	0.05	19,400.88
	133.63	0.53	0.00	-	0.00	-	25,168.22
	147.79	0.84	0.00	-	0.00	-	17,648.54
	167.78	0.89	0.00	-	0.00	-	18,889.08
	142.27	0.72	0.00	-	13.52	0.07	19,815.64
	178.42	0.82	0.00	-	25.26	0.12	21,872.19
	167.95	1.02	0.00	-	0.00	-	16,425.58
	203.16	1.04	0.00	-	1.02	0.01	19,488.72
	181.34	0.91	0.00	-	0.00	-	19,939.12
	139.70	1.15	0.00	-	81.21	0.67	12,189.83
	235.84	1.90	0.00	-	3.94	0.03	12,426.65
	1,892.76	0.86	0.0000	-	142.46	0.07	218,915.39

衍生性金融商品市場 Financial Derivatives Market

1 歷年上櫃認購（售）權證發行及交易概況表 Highlights of Warrants Issuance on GTSM Market

年/月 Yr/Mo	已取得發行人 資格家數 No. of Authorized Issuers	發行權證數 No. of Warrants	發行單位數 (千單位) Issued Size (1,000 units)	市值(億元) Market Value (NT\$100 Million)	成交量 (千單位) Trading Volume (1,000 units)	成交值(億元) Trading Value (NT\$100 Million)
2003	22	10	117,000	3.5	772,483	31.06
2004	25	6	150,000	4.0	1,554,431	56.03
2005	28	46	592,000	14.5	9,192,212	182.28
2006	29	148	2,921,500	37.9	18,988,148	323.45
2007	30	591	8,515,800	37.1	73,039,076	1,032.36
2008	29	241	2,185,000	11.5	41,780,245	510.54
2009	29	790	8,692,000	121.8	13,917,634	206.13
1	29	207	1,918,500	11.1	823,620	10.79
2	29	201	1,978,000	29.2	892,224	11.39
3	29	212	2,199,500	45.9	798,410	11.38
4	29	218	2,393,500	62.2	663,888	13.65
5	29	219	2,522,500	106.9	586,275	16.05
6	29	269	2,984,500	78.1	931,170	19.13
7	29	319	3,604,500	107.4	1,005,143	21.88
8	29	370	4,002,000	73.6	856,591	12.17
9	29	427	4,480,000	81.0	1,293,794	18.87
10	29	550	5,733,500	55.6	1,238,722	15.48
11	29	615	6,538,500	69.3	1,661,046	17.28
12	29	790	8,692,000	121.8	3,166,751	38.09

註：「發行權證數」欄內數字，係指已發行尚未到期權證數。

Note: "No. of Warrants" indicates those who were issued and not expired.

2 98年度轉換公司債資產交換交易流通在外餘額統計表 Amount Outstanding of Convertible Bond Asset Swap in 2009

年/月 Yr/Mo	固定收益交易餘額 (億元) Fixed-income (NT\$100M)	選擇權交易餘額 (億元) Options (NT\$100M)	流通在外契約總額 (億元) Total Value of Outstanding Contracts (NT\$100M)
2009/01	111.29	135.11	246.40
2009/02	139.33	221.55	360.88
2009/03	124.41	204.97	329.38
2009/04	106.43	195.48	301.91
2009/05	98.57	195.83	294.40
2009/06	96.54	181.37	277.91
2009/07	85.36	184.55	269.91
2009/08	81.97	187.72	269.69
2009/09	83.15	183.99	267.14
2009/10	73.59	185.95	259.54
2009/11	72.19	184.90	257.09
2009/12	72.80	209.88	282.68

3 98年度結構型商品交易流通在外餘額統計表 Amount Outstanding of Structured Notes in 2009

年/月 Yr/Mo	97年度流通在外契約餘額 (億元) Principal of Outstanding Contracts (NT\$100M)	98年度流通在外契約餘額 (億元) Principal of Outstanding Contracts (NT\$100M)	成長率 Growth Ratio (%)
2009/01	81.76	47.01	-42.50%
2009/02	82.99	48.89	-41.09%
2009/03	93.29	54.41	-41.68%
2009/04	112.43	68.13	-39.40%
2009/05	127.00	84.34	-33.59%
2009/06	117.78	80.18	-31.92%
2009/07	109.16	97.98	-10.24%
2009/08	95.67	100.18	4.71%
2009/09	95.67	90.70	-5.19%
2009/10	66.21	95.67	44.49%
2009/11	59.80	91.90	53.68%
2009/12	45.91	102.53	123.33%

4 98年度店頭衍生性商品電腦交易系統交易量統計表 Over-the-counter Trading of Derivatives Through TADS in 2009

年/月 Yr/Mo	97年度成交金額 (億元) Turnover in 2008 (NT\$100M)	98年度成交金額 (億元) Turnover in 2009 (NT\$100M)	成長率 Growth Ratio (%)
2009/01	228	118	-
2009/02	138	288	-
2009/03	94	124	31.91%
2009/04	198	100	-49.49%
2009/05	76	134	76.32%
2009/06	172	130	-24.42%
2009/07	212	254	19.81%
2009/08	96	394	310.42%
2009/09	147	176	19.73%
2009/10	104	154	48.08%
2009/11	110	68	-38.18%
2009/12	76	48	-36.84%

註：衍生性金融商品交易系統（TADS）自96年3月26日上線啟用。

Note: The Taiwan Automatic Derivative System (TADS) went online on March 26, 2007.

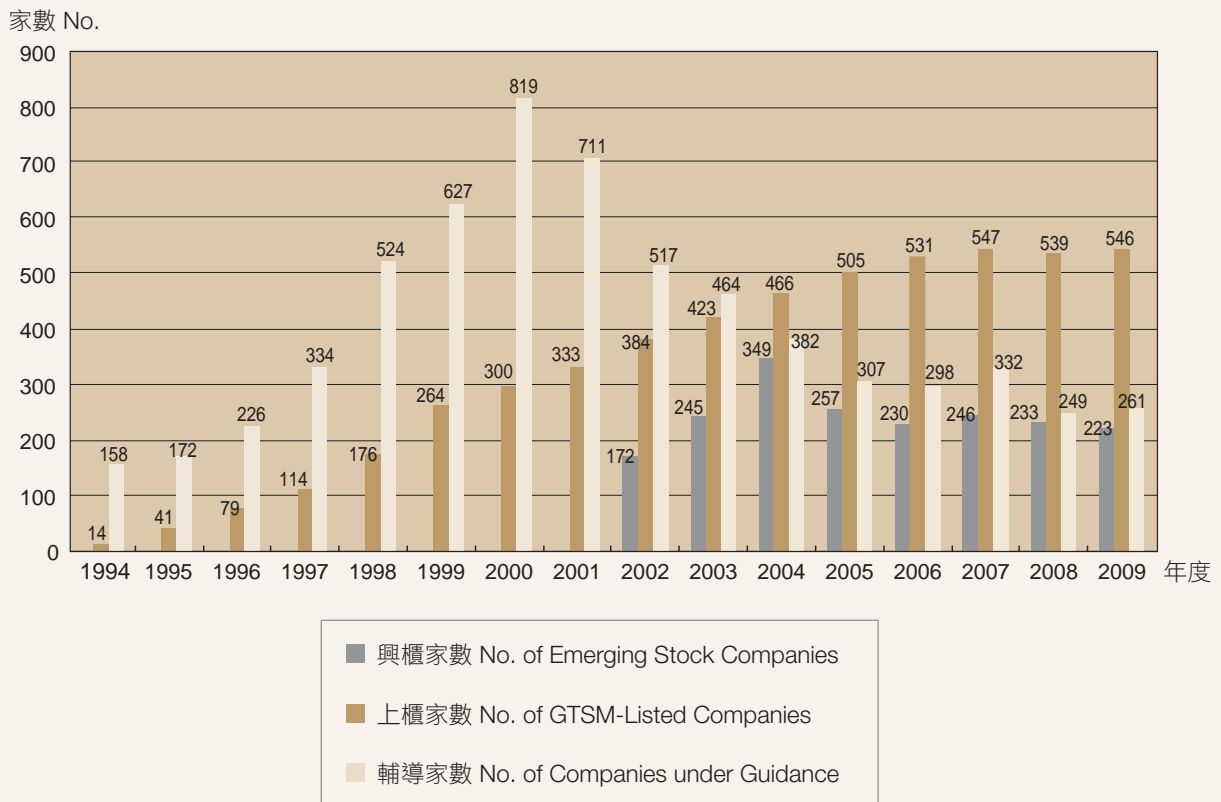
5 98年度債券選擇權交易量統計表 Trading of Bond Options in 2009

年/月 Yr/Mo	97年度成交金額 (億元) Turnover in 2008 (NT\$100M)	98年度成交金額 (億元) Turnover in 2009 (NT\$100M)	成長率 Growth Ratio (%)
2009/01	808	173	-78.59%
2009/02	370	269	-27.30%
2009/03	740	197	-73.38%
2009/04	776	117	-84.92%
2009/05	544	167	-69.30%
2009/06	508	141	-72.24%
2009/07	398	223	-43.97%
2009/08	383	247	-35.51%
2009/09	288	196	-31.94%
2009/10	378	110	-70.90%
2009/11	431	141	-67.29%
2009/12	218	108	-50.46%

6 98年度股權衍生性商品成交統計表 Trading of Equity Derivatives in 2009

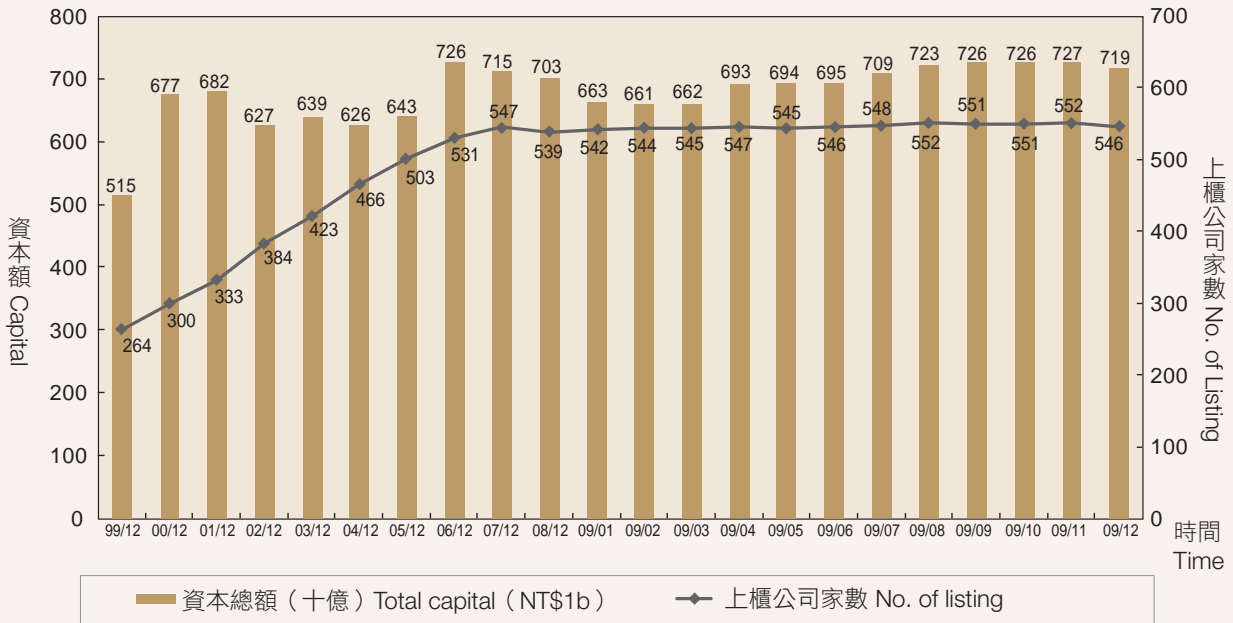
年/月 Yr/Mo	97年度成交金額 (億元) Turnover in 2008 (NT\$100M)	98年度成交金額 (億元) Turnover in 2009 (NT\$100M)	成長率 Growth Ratio (%)
2009/01	10.40	-	-100.00%
2009/02	2.57	-	-100.00%
2009/03	9.52	1.70	-82.14%
2009/04	6.45	2.77	-57.05%
2009/05	0.31	1.66	435.48%
2009/06	0.57	2.89	407.02%
2009/07	4.60	4.36	-5.22%
2009/08	0.53	2.12	300.00%
2009/09	-	1.93	NA
2009/10	0.23	1.17	408.70%
2009/11	-	2.51	NA
2009/12	0.70	1.88	168.57%

1 上櫃、興櫃及輔導中公司家數統計圖
 Chart for Statistics of Numbers of GTSM-Listed Companies, Emerging Stock Companies and Companies under Guidance



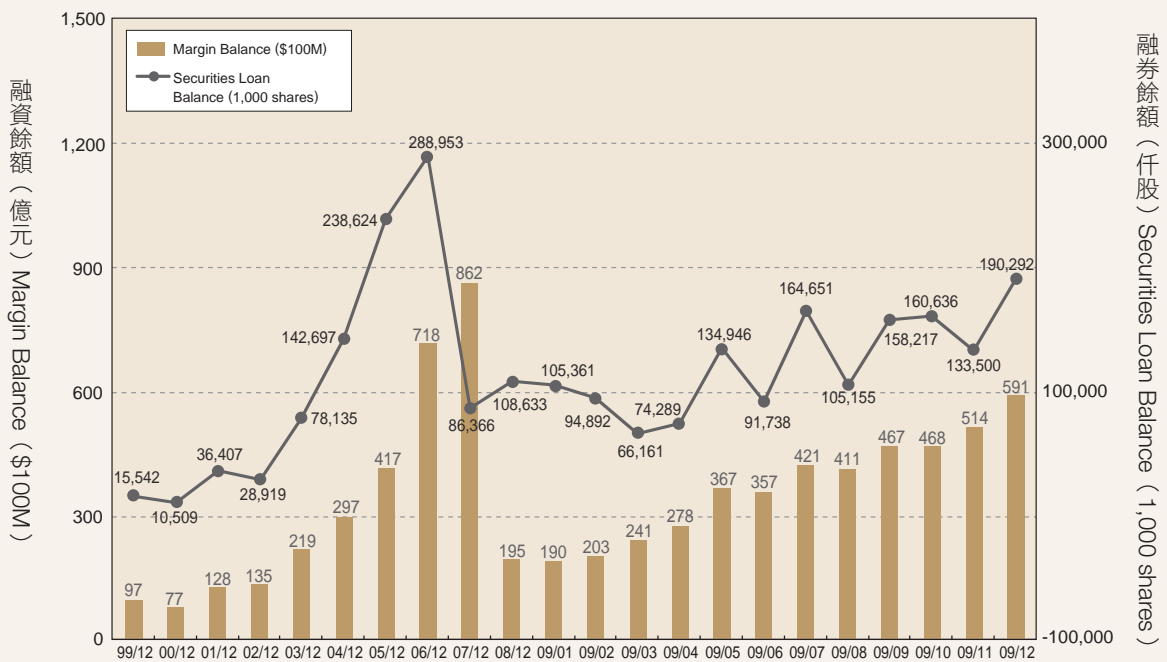
2 98年度上櫃公司家數及資本總額統計圖

Number of GTSM-Listed Companies and Total Capital in 2009



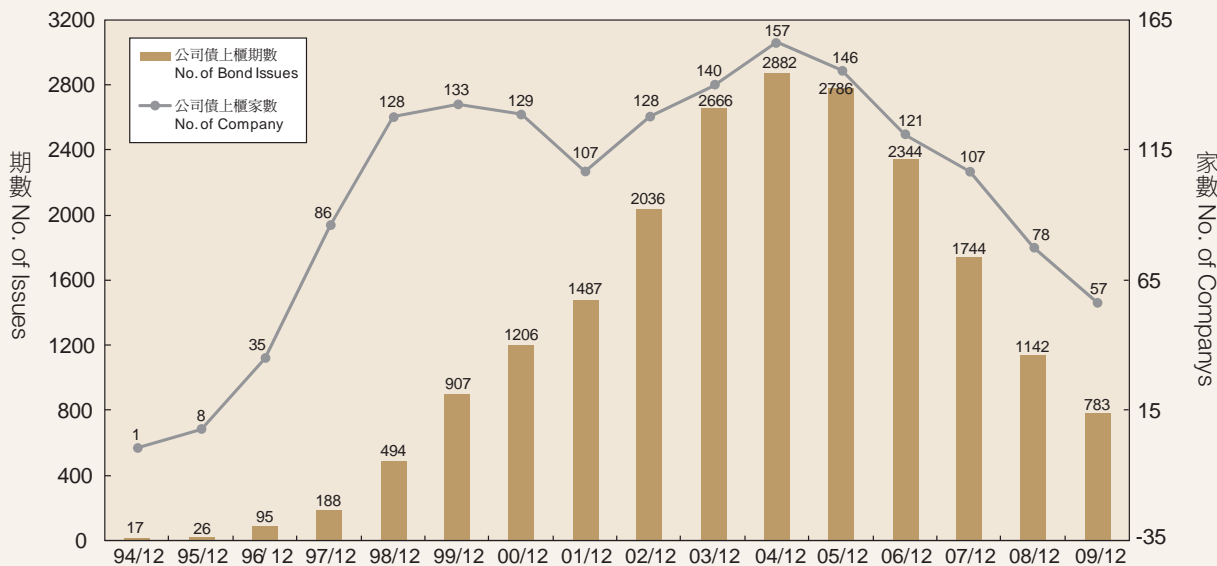
3 歷年櫃檯買賣市場融資融券餘額成長圖

Chart for Changes of Margin Trading and Securities Loan Balance on GTSM Over the Years



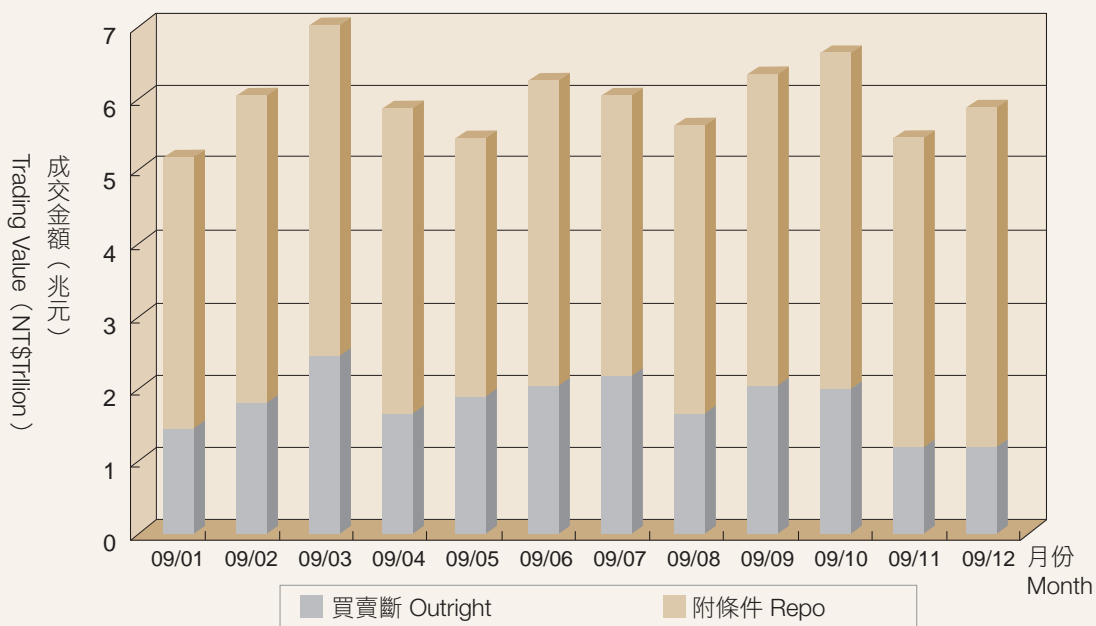
4 歷年普通公司債上櫃家數及上櫃期數走勢圖

Chart for Trends of Number of Corporate Bonds and Issues on GTSM



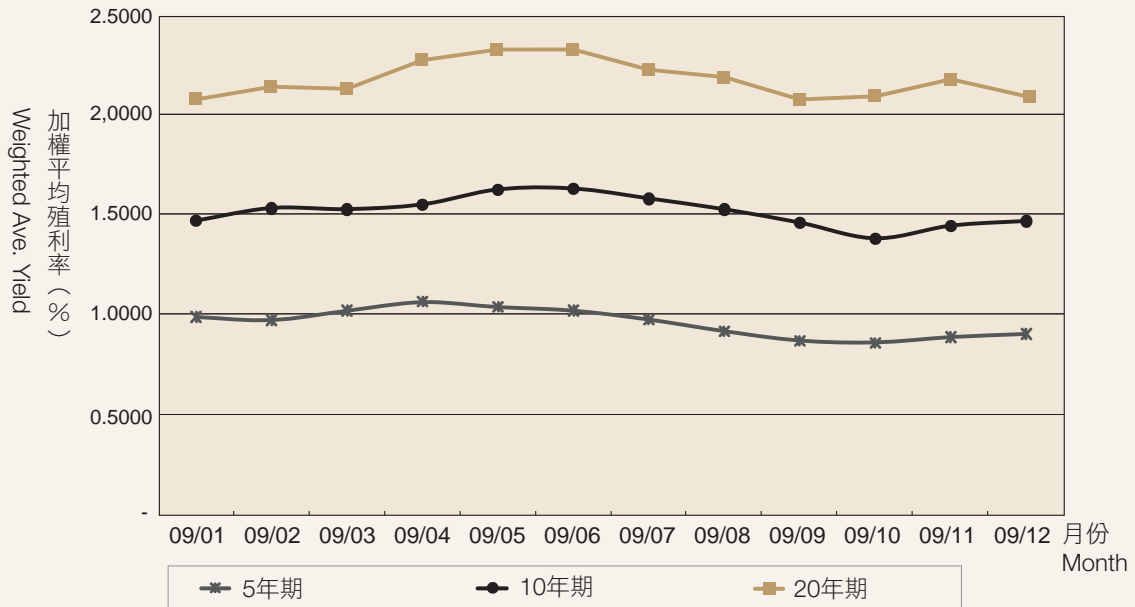
5 98年度櫃檯買賣債券成交金額統計圖

Chart for Statistics of Bond Trading Value on GTSM in 2009



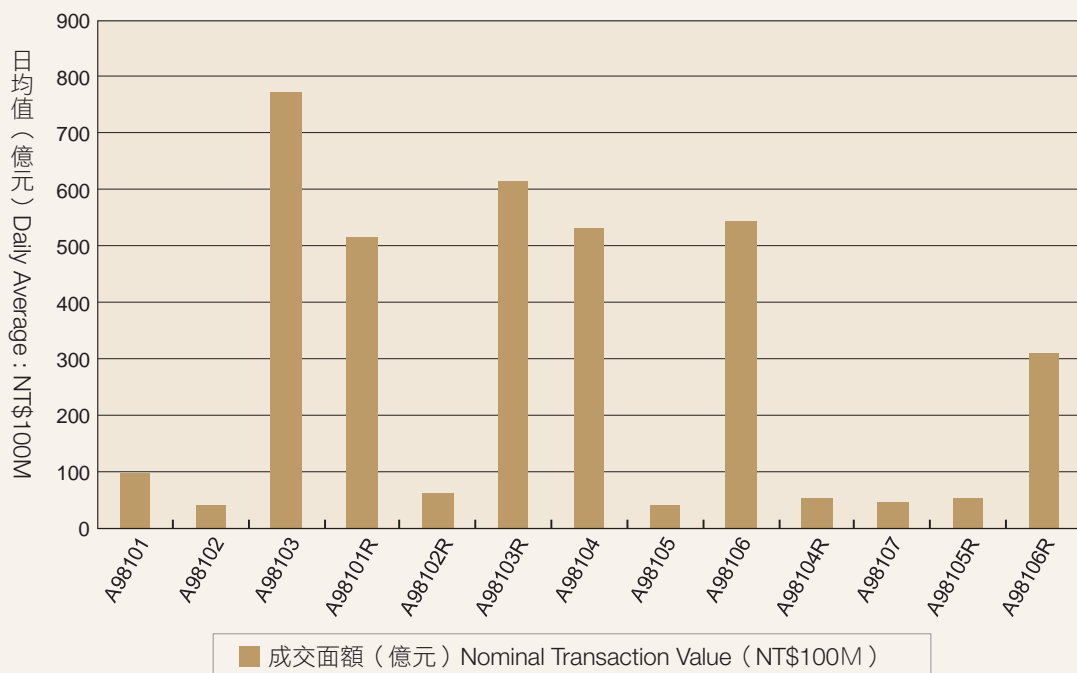
6 98年度指標債券加權平均殖利率走勢圖

Chart for Movement of Weighted Average Yield of Benchmark Bonds in 2009



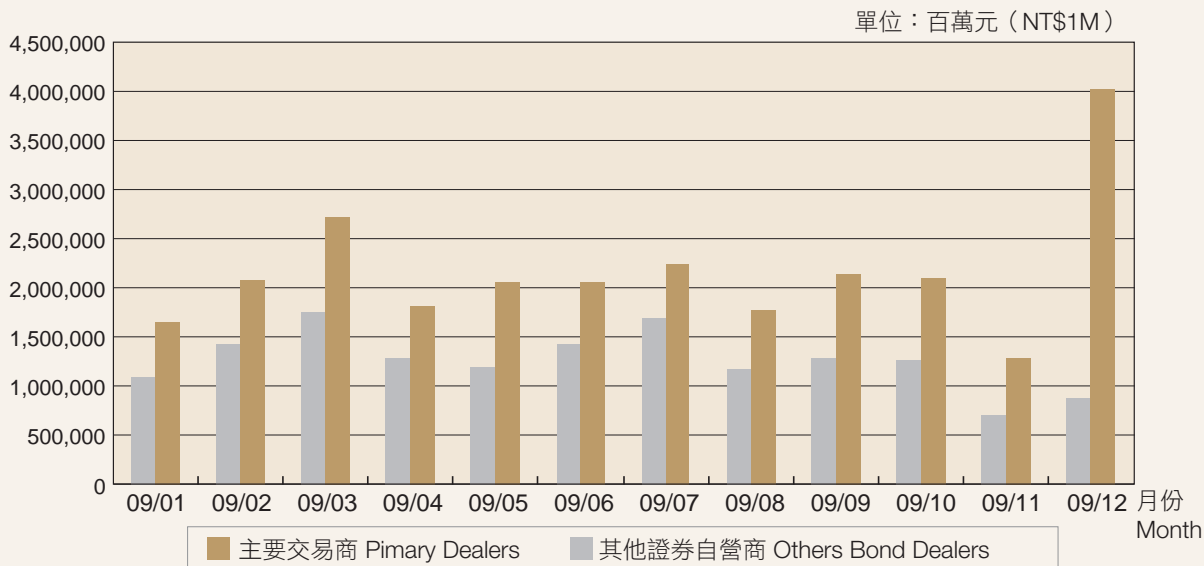
7 98年度公債發行前交易成交面額日均值統計圖

Chart for Daily Average of Nominal Transaction Value of When Issued in 2009



8 98年度中央公債主要交易商營業金額統計圖

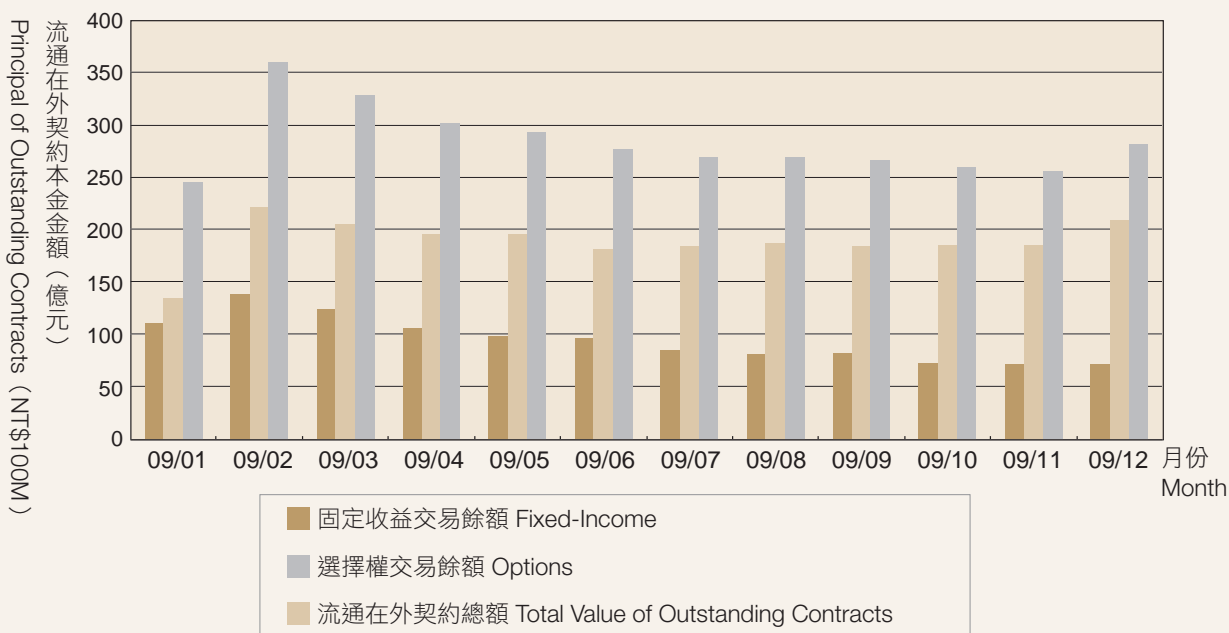
Chart for Trading of Government Bond by Primary Dealers in 2009



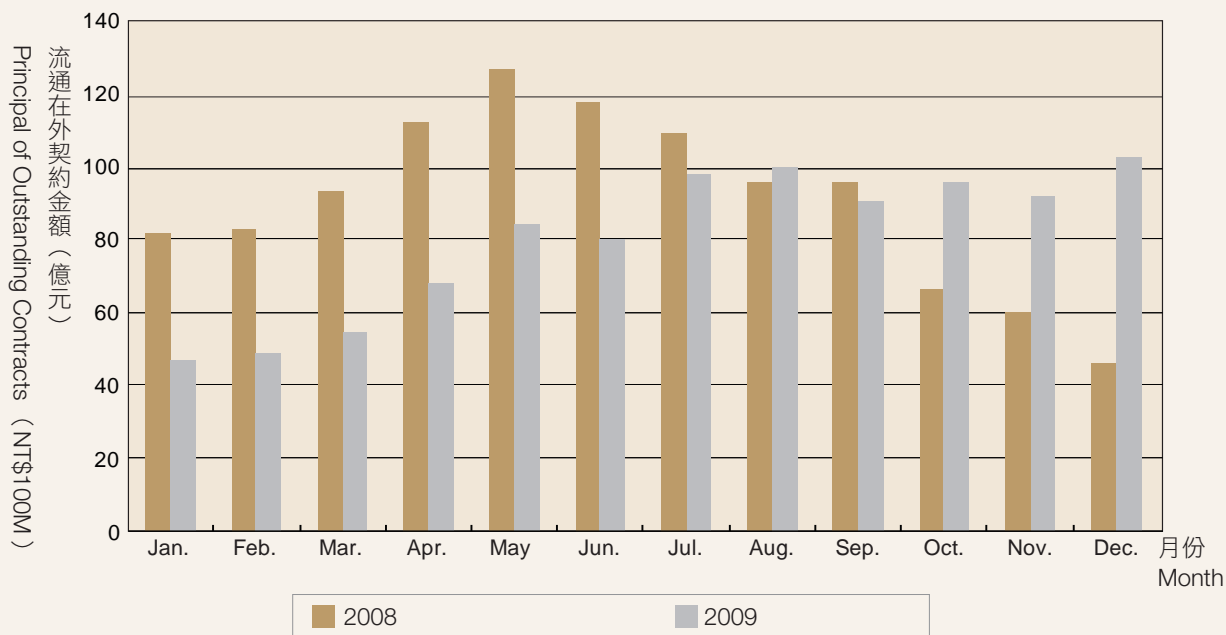
註：93/11前之主要交易商家數為9家，93/11起為11家，94/12起為13家，97/4起為15家。
 Note: 9 primary dealers before 2004/11; 11 starting 2004/11、13 starting 2005/12 and 15 Starting 2008/4.

9 98年度轉換公司債資產交換交易流通在外餘額統計圖

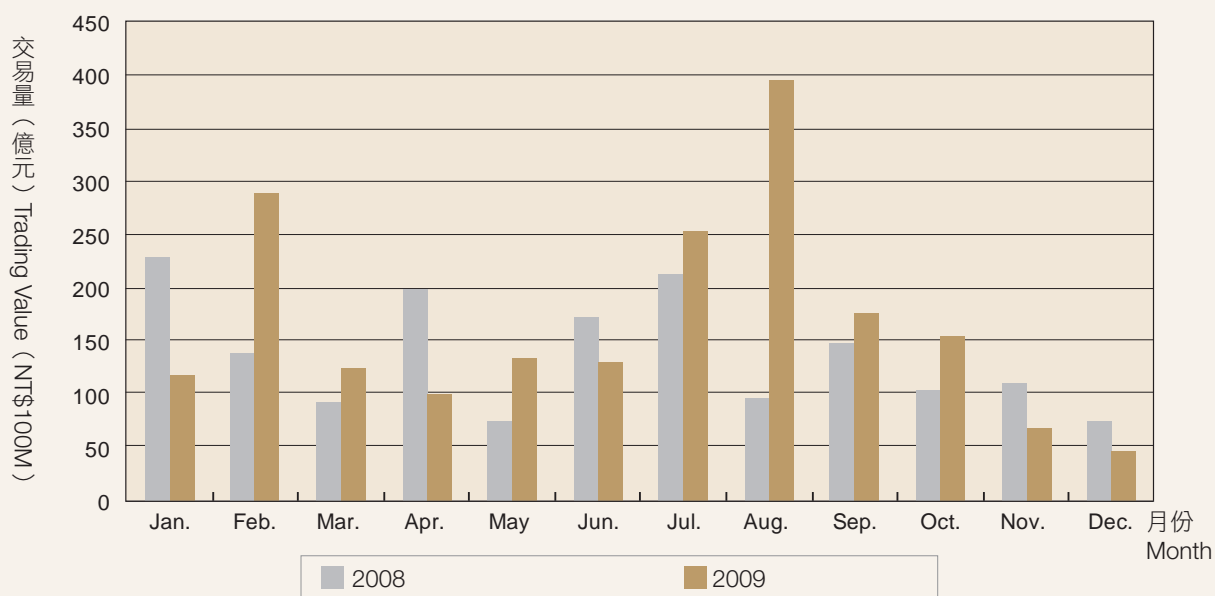
Chart for Amount Outstanding of Convertible Bond Asset Swap in 2009



10 98年度結構型商品交易流通在外餘額統計圖
Chart for Amount Outstanding of Structured Notes in 2009

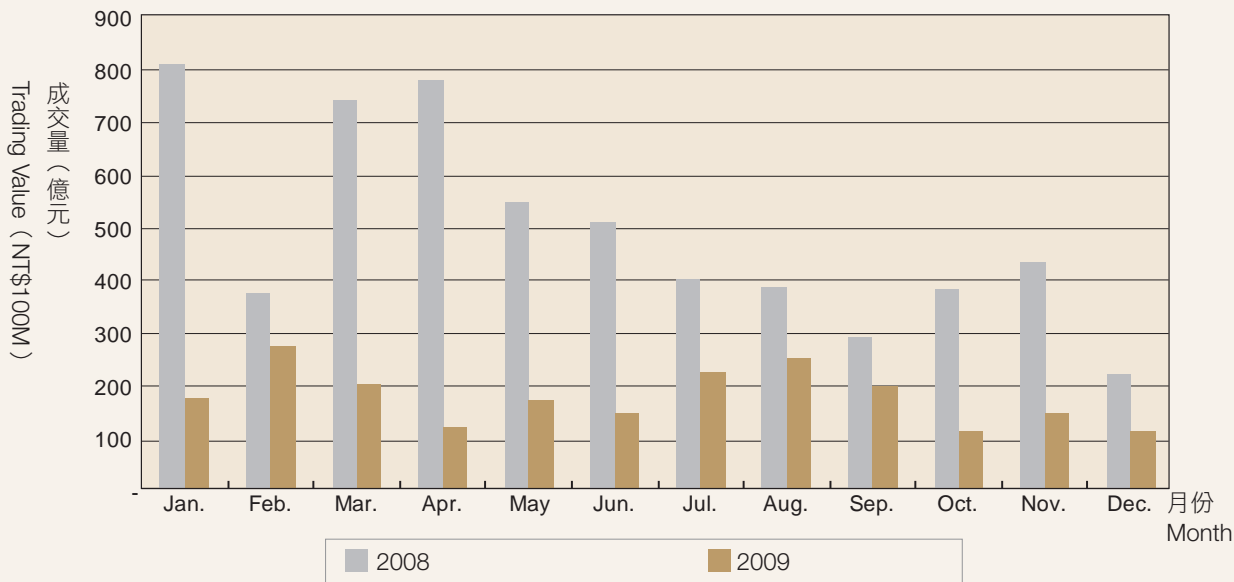


11 98年度店頭衍生性商品電腦交易系統交易量統計圖
Chart for Over-the-counter Trading of Derivatives Through TADS in 2009



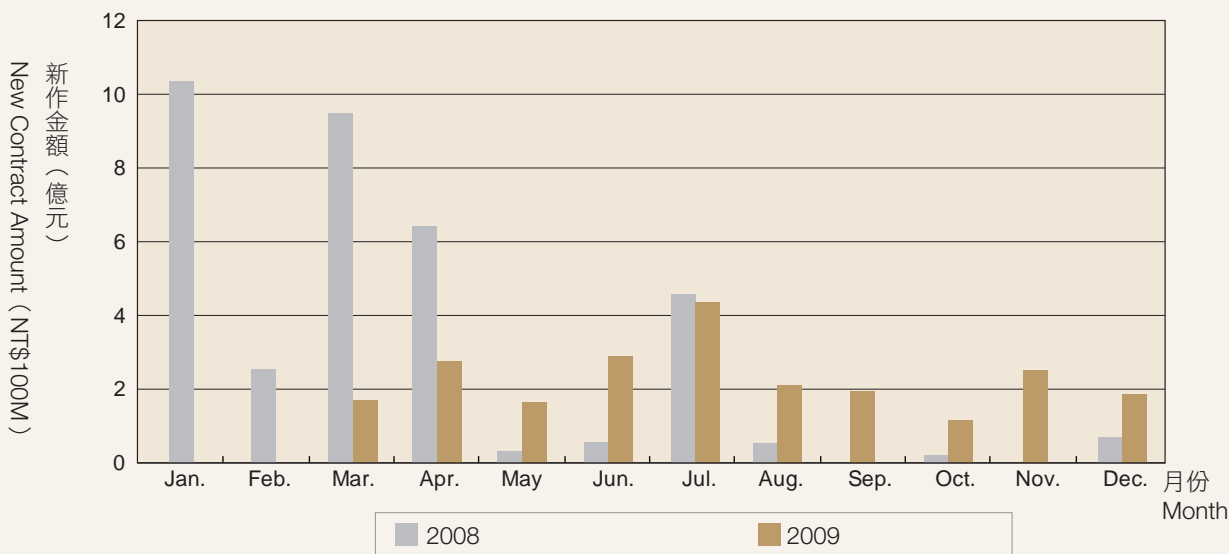
註：衍生性金融商品交易系統（TADS）自96年3月26日上線啟用。
Note: The Taiwan Automatic Derivative system (TADS) went online on March 26, 2007.

12 98年度債券選擇權交易量統計圖
Chart for Trading of Bond Options in 2009



註：債券衍生性商品包括債券選擇權、遠期交易及交換，惟僅債券選擇權交易較為活絡。
Note: Bond derivatives include bond options, forward and swap; only bond options have been traded more actively.

13 98年度股權衍生性商品成交統計圖
Chart for Trading of Equity Derivatives in 2009



註：1. 股權選擇交易自95年9月5日開放證券商承作。
2. 股權交換交易自96年3月1日開放證券商承作。
3. 股權遠期交易自96年12月31日開放證券商承作。
Note: 1. The equity option business was opened to securities firms on Sep. 5, 2006.
2. The equity swap business was opened to securities firms on March 1, 2007.
3. The Equity forward Business was opened to securities firms on Dec. 2007.



www.gretai.org.tw

證券刊物編號 11-9908002

台北市羅斯福路二段100號15樓 15F, No. 100, Sec. 2, Roosevelt Rd., Taipei, Taiwan
TEL : 886-2-2369-9555 FAX : 886-2-2369-5517 Service Hot Line : 886-2-2366-6100
<http://www.gretai.org.tw> E-mail : server@mail.gretai.org.tw